Transco

MAM Manual

Introduction, Portfolio, Miscellaneous Data Updates & Standard Response File

Version 14



Published on behalf of Transco plc

Version Control

Version	Date	Name	Notes
1.0	02/08/2002	Ann Bibb	First Draft
2.0	22/08/2002	Ann Bibb	Review meeting 13/08/02 and feedback from Customers incorporated. Added: • Appointment/De-appointment process flows • Standard Response files • Validation details • Exceptions • File formats to request and receive a metering price • Hierarchy, file formats and text relating to Data Updates • Separate work request file formats for install, remove and exchange assets • Notify work progress formats
3.0*	27/09/2002	Ann Bibb	Review meeting 18/09/02 and feedback from Customers incorporated. Removed references to contingency and availability (incorporated into System User Agreement) Amended formatting errors and changed all references from Shipper to Supplier. Added: • Footnote to confirm the relevant RGMA version • Record numbers to hierarchy diagrams • Timescales to process flow diagrams • Clarification on headers and trailers • Expanded text to aid clarification • Response Codes Amended: MDD Removed Query process flow as agreed References to match RGMA v 2.3*

4.0	15/11/2002	Ann Bibb	Feedback from review meetings 11/10/02 and 16/10/02 incorporated. Identified conditional fields on hierarchy diagrams Sample files Amended: In line with RGMA v 2.4* As agreed via MDIG
5.0		Ann Bibb	Feedback from reviewers and meetings 28/11/02 and 9/12/02 incorporated. Separated into Sections and amended Appendix to Section I.
6.0	07/03/2003	Mark Thompson	Page by Page Walkthrough of Version 5.0 Completed on 13th/14th February. Most comments incorporated. Main changes as follows; • Addition of PEMS • Compliance with Version 2.6, 2.7, 2.8 RGMA Baseline • Document reverted to one file with full contents page • Formatting issues resolved – Page Numbering
7.0	24/04/2003	Mark Thompson	Page Numbering and Section Numbering back in Process Flows from MDIG Walkthrough's Included New Responses codes added to Appendix A0057 from Char 100 to Char 5
8.0	23/05/2003	Mark Thompson	• Clarification on Appointment & De-Appointment lead times • Standard Response Files RSENQ removed • Supplier Response Files additions • Supplier Short Code change in 1.4 • Non Standard Quote form re worked • Format change of Appointment/De-Appointment Flow • Re-Section for Cancel De-Appointment • Dual Billing Report Format inclusion • Clean up of MDD Values • Changes to section 8 Invoicing • Invoicing Appendix Updated to version 1.6 • Addition of No MPRN Process • Addition of MAP File • Suspension of ORQUO/ONQUO

9.0	12/09/2003	Mark Thompson/Nino Barresi	• Document References added • All file formats re-visited after detailed technical walkthrough • MDD / TDD update • Inclusion of MDD/TDD appendix • Exceptional Scenarios removed, inclusion of new matrix post MDIG • Miscellaneous Data Updates functionality explanation • File Format for “Other Visit” Included • Policy Pre Notification File Format included • Adversarial Meter Works Section added • PEMS work notification added • Invoicing Section re worked and new sample files, Supporting data files format included • New MAP Report added • Inclusion of Meter + Box as standard Job • Incoming & Outgoing Batch Schedule updated • Partial Completion Text Added
10	28/11/2003	Mark Thompson/Nino Barresi	Version 10 – System Baseline Version • Inclusion of Partially Completed Jobs for Asset Works • Work Scenarios Matrix • Faux Rental Invoice • Removal of Sample Files pending validation • Updated Response Files “RESPN” • File Format revisions following Transco Metering Internal Design Walkthrough • Changes resulting from Supplier Questions Matrix • Reposition File Format Inclusion • Other Visit – Clarification File Formats • Communications Alternatives table updated • Misc Data Updates clarity included • OSUPD updateable items reviewed and amended • Invoice Sample files updated. • Batch Schedule Updated • File Content Updated to reflect Rainbow Functionality

11	7/5/04	Nino Barresi/Mark Thompson	Updates included:  "29_Supplier-Version11Updates v.1 Suite of documents circulated through MDIG during April04 Updated ONUPD optionality reflecting current Rainbow functionality Calculation of correction factors Provision of MPRN following work acceptance Updated invoicing section Exception procedures for meter worker Meter model Qmax table Fax template for queries

12	04/08/2004	Nino Barresi/Mark Thompson	 "Matrix of Supplier comments for Versio
13	03/10/2005	Nino Barresi/Jan Eglinton	Various – See MAM Manual (v13) Modification Log & 12th July 04 Cutover Changes
14	24/10/05	Nino Barresi/Jan Eglinton	No changes to this section of the MAM Manual. Amendments to section 3.31 of Asset Works.

1 INTRODUCTION 8

1.1 DOCUMENT REFERENCES 8
1.2 BACKGROUND 8
1.3 THE METERING SYSTEM 9
1.4 BATCH FILE TRANSMISSION 13
1.5 HEADERS AND TRAILERS 15
1.6 FILE EXTENSIONS 18
1.7 FILE CONTENT 20
1.8 CALCULATION OF METER POINT CONVERSION FACTOR: 22
1.9 TRANSACTION REQUEST COMMUNICATION ALTERNATIVES 23
1.10 CONTRACT REFERENCES 24

2 PORTFOLIO 26

2.1 PORTFOLIO OVERVIEW 26
2.2 PORTFOLIO PROCESS FLOW – CHANGE OF SUPPLIER 27
2.3 METER ASSET PRICES (MAP) REPORT 28
2.4 METER ASSET PRICES REPORT DATA HEIRARCHY (MAP) 29
2.5 METER ASSET PRICES REPORT FILE FORMAT (MAP) 30
2.6 QUOTATION FOR METERING PRICES SUMMARY (ORQUO/ONQUO) 32
~~2.7 REQUEST FOR METERING PRICE DATA HIERARCHY – ORQUO ..... 34~~
~~2.8 REQUEST METERING PRICE FILE FORMAT: ORQUO ..... 35~~
~~2.9 NOTIFICATION OF METERING PRICE DATA HIERARCHY (ONQUO) ..... 41~~
~~2.10 NOTIFICATION OF METERING PRICE FILE FORAT: ONQUO ..... 42~~
2.11 PORTFOLIO APPOINTMENT REQUEST (ONAGE) 45
2.12 APPOINTMENT REQUEST DATA HIERARCHY (ONAGE) 48
2.13 PORTFOLIO APPOINTMENT FILE FORMAT: ONAGE 49
2.14 PORTFOLIO DE-APPOINTMENT REQUEST 57
2.15 PORTFOLIO DE-APPOINTMENT DATA HIERARCHY 59
2.16 DE-APPOINTMENT FLOW FILE FORMAT (ONAGE) 60
2.17 PROVIDE METERING DETAILS 67
2.18 NOTIFY METERING DETAILS POST APPOINTMENT – ONUPD 69
2.19 NOTIFY METERING DETAILS POST APPOINTMENT FILE FORMAT (ONUPD) 71
2.20 ASSET DATA MISMATCH PROCESS FLOW 87
2.21 PORTFOLIO BATCH FILE VALIDATION (ONAGE) 88
2.22 WORK IN PROGRESS 90

3 MISCELLANEOUS DATA UPDATES 92

3.1 TRANSCO METERING DATA UPDATES 92
3.2 PROVIDE ASSET DETAILS HIERARCHY (ONUPD) 94
3.3 PROVIDE ASSET DETAILS FILE FORMAT - ONUPD 95
3.4 MISCELLANEOUS DATA UPDATES FOR DATA AMENDMENTS RESULTING FROM FOUND AND REMOVED ASSETS 103
3.5 TRANSCO METERING DATA UPDATES FOR FOUND AND REMOVED ASSETS 104
3.6 TRANSCO METERING DATA UPDATES FOR FOUND AND REMOVED ASSETS HIERARCHY 105
3.7 TRANSCO METERING DATA UPDATES FOR FOUND AND REMOVED ASSETS FILE FORMATS 106
3.8 CUSTOMER DATA UPDATES 111
3.9 MISCELLANEOUS DATA UPDATE PROCESS FLOW (ONUPD) 113
3.10 CUSTOMER DATA UPDATES PROCESS FLOW (OSUPD) 114
3.11 CUSTOMER DATA UPDATE DATA HIERARCHY (OSUPD) 115
3.12 CUSTOMER DATA UPDATE FILE FORMAT (OSUPD) 116

4 STANDARD RESPONSE FILE 121

4.1 STANDARD RESPONSE OVERVIEW 121
4.2 STANDARD RESPONSE DATA HIERARCHY (RRJOB, RNAGE, RSUPD, RNJOB, RNUPD) 124
4.3 STANDARD RESPONSE FILE FORMAT 125
4.4 EXAMPLES 127
4.5 SUPPLIER RESPONSE FILES 128

5 APPENDIX 129

5.1 MDD / TDD VALUES 129
5.2 CSV EXAMPLES 144
5.3 CALCULATION OF METER POINT CONVERSION FACTOR 146
5.4 QUERY FAX TEMPLATE 147
5.5 CONTRACT REFERENCE 148
5.6 ONJOB TO ONUPD MAPPING DOCUMENT 154
5.7 RESPONSE CODES USED BY SUPPLIERS FOR TRANSACTION/FILE REJECTIONS: 155
5.8 CONTRACT REFERENCE 158

1 Introduction

1.1 Document References

Document	Version	Date of Issue
IX Operational Guideline	2	11th July 2003
Transco Metering Web Portal User Guidelines	3.0	05th May 2004
RGMA Processes & Data	3.1	22nd March 2004
RGMA Appendix	3.2	22nd March 2004
Contingency Document	1.0	08th September 2003
Query Operational Guidelines	1.9	
Systems User Agreement	TW4237I	06th May 2004
General Conditions of Contract for Adversarial Meter Works	TW4828I	06th May 2004
Agreement & General conditions of contract for below seven barg Transactional Meter Works	TW4757N	06th May 2004
Agreement & General conditions of contract for above seven barg Meter Works	TW4608N	06th May 2004
Agreement and general Conditions of contract for the provision and maintenance of metering equipment	TW4057N	06th May 2004
Rainbow System Validation Document	2.1	20th April 2004

1.2 Background

Separation of Transco's metering business necessitates the implementation of a contractual regime to replace the obligations laid down in the Network Code. To facilitate this change the Metering Contract Group (MCG) has developed a suite of metering contracts to support the new contractual framework Two subgroups of the MCG, the Metering Invoice Sub Group (MISG) and the Metering Data Issues Group (MDIG) have in parallel developed file formats and processes to be used between Suppliers and Transco Metering post separation. The RGMA baseline forms the basis of these file formats. Where optionality exists within the RGMA baseline or where commercial processes are not specified, these have been the subject of discussion and agreement at MISG and MDIG. Two such examples are Query Resolution and Invoicing.

The MAM Manual has been separated into three sections for ease of reference;

- Asset Works
- Asset Portfolio
- Queries & Invoicing

Sections2, 4, 5 and 6 of this manual are based upon the RGMA baseline document, and to the extent that there are any variations from the baseline, these relate to agreement at MDIG that optional data fields be made mandatory or to agreement that such variations are not material. Explanatory text has been added to clarify the application of these processes. Sections1, **3** of Asset Portfolio volume, and sections 1and 2 of the Queries & Invoicing volume incorporate those processes that RGMA has defined as commercial, i.e. where the formats have been defined by MDIG and MISG. Whilst these have been subject to commercial agreement, the general composition of these file formats is as far as possible consistent with the RGMA output.

1.3 The Metering System

The Rainbow System is being introduced to support Transco's regulated metering business after its separation from the Transportation business. Rainbow will manage all aspects of metering, including:

- Work Requests
- Work Notifications
- Asset Maintenance
- Portfolio Maintenance
- Change of Supplier/MAM
- Invoicing
- Metering Enquiries (Asset Data and Billing)

The majority of transactions are expected via batch files, through the Enhanced Information Exchange (IX),. However, a Web Portal facility(See 1.1 Document References for Web Document) will also be available to Suppliers to allow them to view portfolio details, to submit metering queries, request standard work and provide some data updates.

Rainbow will hold details of "regulated" assets, i.e. where the Gas Act Owner is Transco GT. The relevant asset details relating to meter, converters and dataloggers have been migrated from "Sites and Meters" and (data will be updated on a regular basis up to cutover). Following implementation, there will generally be no interaction between the GT and Metering systems.

Following separation it will be necessary to interact separately with Transco Metering and Transco GT and, where appropriate, submit individual notifications to both parties. Examples where multi-transactions may still be required are shown below.

Metering	Transco GT
Request meter exchange	Submit subsequent Asset Notification
Request meter removal	Submit subsequent Asset Notification
Submit portfolio appointment	Submit (nomination) confirmation request
Submit query (e.g. duplicate meter)	Submit query (ConQuest)
Submit billing enquiry (e.g. inaccurate multiplication factor)	Submit transportation invoice query

Where appropriate Rainbow will validate transactions against the details held within the database. This includes validation of data and confirmation that a valid contract exists between the Supplier and Transco Metering.. The usual file and record validation will also be undertaken in accordance with the recommendations of the RGMA Steering Group. Data exchanges, both requests to Transco Metering and responses to the Supplier, will be in the agreed industry standard "Record" format.

In this Manual, where data fields or entire Records included within the relevant RGMA format are not required by Transco Metering, they will be ignored. This will further facilitate the use of the flows throughout the Industry. Consumer is used this means the gas user.

Dataloggers:

Rainbow only holds details of legacy DM loggers and no new logger information will be added to Rainbow post separation. ONUPD and ONJOB will therefore only contain asset details in respect of legacy DM loggers. This will include model code, manufacturer, serial number and YOM. However, where any logger/ recording device is disconnected as a result of work, the comment field within the transaction dataset within ONJOB will always advise the Supplier that the device needs to be reconnected.

Batch Schedule

Run times referred to in this section are actual run times. For details on services levels for files transported over Enhanced IX are covered in the System User Agreement.

Incoming Files

Job Description	Run Times	Run Days	RGMA Reference	Transco Metering Reference
Process Appointment Request	21:00 after de-appointment file has been run.	All Days*	ONAGE	
Process De-appointment Request	20:30	All Days	ONAGE	
Process Work Requests	09.00, 10.39, 12.18, 13.57, 15.36, 17.15	All Days	ORJOB	
Request Quote for Metering Prices (Not currently available)	18:00	Working Days	ORQUO	
Customer Data Updates	20:30	All Days		OSUPD#
Process Query Submission	04:00, 09:00, 11:30, 14:00, 16:30	Working Days		OSENQ#
Response to Asset Update			RNUPD	
Response to Work Notification			RNJOB	
Response to			RNQUO	

* All days means every day, including weekends and bank holidays

Commercially agreed filenames are in the same style as the RGMA baseline. The 2nd character has been changed from "R"equest to "S"ubmit, to differentiate. The first 3 characters must be unique to facilitate file handling.

Quote for Metering Prices Notification (Not currently available)				
Response to Query Notification				RNENQ

The contract defines the latest time that a file can be received before it is deemed to be received on the next day or working day.

Portfolio Appointment/De-appointment Requests = 20:00
Work Requests = 17:00
Query Submission = 16:30
Data Amendments = 18:00
Response Files from Suppliers will be monitored at regular intervals throughout the day.

Outgoing Files

Job Description	Run Times	Run Days	RGMA Reference	Transco Metering Reference
Response to Appointment/ De-appointment	Post 20:00 (Dependent on ONAGE batch run)	All Days*	RNAGE	
Provide Asset Details (Following successful Appointment Request)	18:00	All Days	ONUPD	
Provide Asset Details (Following data amendment)	Overnight (after all other processing)	All Days	ONUPD	
Response to Work Requests	09.00, 10.30, 12.00, 13.30, 15.00, 17.15	All Days	RRJOB	
Work Notifications (Including Progress Updates) & including unsolicited ONJOB's	14:00, 18:00, 22:00	All Days	ONJOB	
Response to Request for Metering Prices (Not currently available)	18:00	Working Days	RRQUO	
Notification of Metering Price(Not currently available)	18:00	Working Days	ONQUO	
Response to Customer Data Updates	18:00	All Days		RSUPD#
Response to Query	Overnight (after all other processing)	Working Days		RSENQ#
Query Progress Notification	Overnight (after all other processing)	Working Days		ONENQ
Rental Invoice Transmission	By 09:00	12th Business Day of the Month		MAV MAJ MAH MFV
Work Invoice Transmission	By 09:00	12th Business Day of the Month		AWI AWH
Submit Supporting Invoice Information	By 09:00	May be prior to 12th Business Day of the Month but no later		MDA MDC MDN MFN MFC
Metering Asset Prices Report (MAP)	N/A	Not Applicable (see Section 2.3)	MAP	

* All days means every day, including weekends and bank holidays

Commercially agreed filenames are in the same style as the RGMA baseline. The 2nd character has been changed from "R"equest to "S"ubmit, to differentiate. The first 3 characters must be unique to facilitate file handling

1.4 Batch File Transmission

All batch file transactions to and from Transco Metering will be via the Enhanced Information Exchange (IX) Network.

Suppliers who have not had access to IX prior to cutover will be able to communicate via an IX dial up facility.

Current Protocol for IX Files

The **Current protocol** may be referred to as 8.3

Originator identified	Environment	Priority	Number	Extension
by IX	e.g. P	i.e. N	e.g. 123456	e.g. ABC

Environment – is sometimes referred to as the Test Flag. Users select T for Testing or P for Production.
The Priority status is a standard (Normal) priority, currently used for all files.
The Number is a unique number supplied by the originator (unique by participant).
The Extension refers to the current extensions, as detailed in the UK-Link and Proteus Manuals.

Environment + Priority + Number = 8 characters e.g. “PN123456”
File Extension = 3 characters

Hence the reference to the protocol of 8.3

Currently, IX automatically attaches the originator’s ID to the file as it passes through the gateway. This is derived from the directory from which the file originates..
As explained above, the 3 character file extension dictates where the file is directed to within Transco

New protocol

The changes to the IX for separation means that participants will now add the destination of the file to the existing protocol. IX directs the file according to the destination, as opposed to the Transco destination being derived from the file extension (e.g. GTM = Transco Metering Reading Services).

New Protocol is 5.8.3 **e.g.**

Incoming Appointment file to Transco Metering

Destination	Environment	Priority	Number	Extension
GTM01	e.g. P	i.e. N	e.g. 123456	e.g. ONA

Outgoing Response to Appointment File from Transco Metering

Destination	Environment	Priority	Number	Extension
GTM01*	e.g. P	i.e. N	e.g. 234567	e.g. RNA

The originator includes the **destination** address =5 characters i.e. GTM01
Environment + Priority + Number = 8 characters e.g. “PN123456”
File Extension = 3 characters

Hence the reference to the protocol of 5.8.3.

* Note: Communications to and from TMS always have a destination address of GTM01.
The originator of the file incorporates the destination, which facilitates communication between participants, rather than the original framework, which only allowed batch transfers between Transco and Shippers.

The originator’s ID replaces the destination address provided by the originator as the file passes through IX, in the same manner as the current process.
The file extension can still be utilised to identify the type of file that is being sent, but it is not used to determine the destination for the file. The number of characters in the file extension remains the same (3 characters). For a full list of these, see section 1.6.

Where possible, Transco Metering have used the first 3 characters of the recommended RGMA filenames, else logical extensions have been determined.

Suppliers should be aware that the file generation numbers sent by Transco Metering do not directly map to the file generation numbers submitted by suppliers (e.g. if a supplier submits TN000001.ONA, the responding RNA file will not have the same generation number. The number used by Transco Metering is system generated)

Further information surrounding the use of IX can be obtained by reference to the Operational Guidelines document(See 1.1Document References).

Guidance in relation to the size of inbound and outbound files can be found in the System User Agreement.

1.5 Headers and Trailers

Each batch file transaction must be preceded by a single Header record and succeeded by a single Trailer record. A file will typically contain a number of relevant other Transactions and records within these, but may not contain any other records. A file will only be accepted for registered Suppliers who have a valid contract in place with Transco Metering.

The file format for these records is detailed below and the record has been incorporated into the data hierarchy diagrams throughout this manual.

Header		1 (per File)					
Attribute Number	Optional or Mandatory	Field Length	Field Format	Description	Key	Rules	MDD or TDD
A0177	M	5	Char	Record Identifier	*	HEADR	MDD
A0179	M	5	Char	File Type Code	*	For full list of values, see section 5.1 MDD/TDD values. Will always be RESPN for response files sent by Transco Metering.	MDD
A0180*	M	3	Char	Market Participant Abbreviated Name	*	Market Participant abbreviated name as per MDD. Should match the first three characters of the originator's IX short code e.g. • GTM when receiving files from Transco Metering • Supplier MDD value when sending files to Transco Metering	MDD
A0181#	M	5	Char	Originator Role Code		Values: MAM - when receiving files from Transco Metering , SUP - when sending files to Transco Metering	MDD
A0182*	M	3	Char	Market Participant Abbreviated Name	*	Market Participant abbreviated name as per MDD. Should match the first three characters of the recipient's IX short code. e.g. • GTM when sending files to Transco Metering • Supplier MDD value when receiving files from Transco Metering	MDD
A0183#	M	5	Char	Recipient Role Code		Values: MAM - when sending files to Transco Metering, SUP - when receiving files from Transco Metering	MDD
A0184	M	8	Date	Created Date			
A0185	M	6	Time	Created Time			
A0186	M	8	Char	File Identifier	*	Unique for the Originator. Identifies the file contained within (e.g. PN123456)	
A0187	M	5	Char	File Usage	*	Identifies the environment the file is being	MDD

Alias = Role Code (A0126)
* Alias = (A0064)

				Code		used for PRDCT - Production TST01 - Test 01 TST02 - Test 02 TST03 - Test 03	
A0188	M	10	Number	Record Count	*	Not including the Header and Trailer	
A0189	M	10	Number	Transaction Count	*	Not including the Header and Trailer	

Trailer		1 (per File)					
Attribute Number	Optional or Mandatory	Field Length	Field Format	Description	Key	Rules	MDD or TDD
A0177	M	5	Char	Record Identifier		TRAIL	MDD

The information supplied within the Header identifies the originator and the recipient of the file. It also provides information surrounding the file content and the number of records contained within each file. This enables some basic validation to be undertaken and the table below outlines some of the checks carried out by Transco Metering on incoming files. The response codes in Section 0 provides a comprehensive list of exceptions.

Validation Level	Data item	Attribute Number	RGMA Reference	RGMA Record	Condition Required to Pass Validation
Header Validations	File Type	A0179	File Type Code	Header	File Type is Valid
Header Validations	Originator Role	A0181	Originator Role	Header	Originator Role is 'SUP'
Header Validations	Recipient Role	A0183	Recipient Role	Header	Recipient Role is 'MAM'
Header Validations	Record Count	A0188	Record Count	Header	Record Count tallies with the value in the Header
Header Validations	Transaction Count	A0189	Transaction Count	Header	Transaction Count tallies with the value in the Header
Header Validations	File Identifier	A0186	File Identifier	Header	File identifier is unique for the originator in role
Header Validations	Market Participant Abbreviated Name	A0180	Originator ID	Header	Must match the first three characters of the IX short code for the originator
Header Validations	Date	A0184	Created Date	Header	Date must not be in the future
Header Validations	Date	A0184	Created Date	Header	Date format must be YYYYMMDD
Header Validations	Time	A0184	Created Time	Header	Time format must be HHMMSS (24hr clock)
Header Validations	File Type	A0179	File Type Code	Header	File extension matches the (1st 3 characters of the) File Type Code
Header Validations	File Identifier	A0186	File Identifier	Header	File Identifier exactly matches Filename (e.g. PN123456)
Header Validations	Supplier Name	A0182	Market Participant Abbreviated	Header	Market Participant Name matches the equivalent File Originator Name

			Name		
Header Validations	File Identifier	A0186	File Identifier	Header	Where the File Identifier is missing, the file will be rejected and the Filename will be returned in the File Identifier field

Only one file type can be submitted within a file, but many transactions can be sent within that file.

Files can only be submitted by one originator, and the originator must match the equivalent IX sender code.

The makeup of each file is therefore:

1 HEADER
1 to many TRANSACTION (of the same file type)
1 TRAILER

The counts in the HEADER Record should reflect all the transaction and record counts in the file including any records that are not required by Transco Metering. The header and trailer should not be included in this count.

MAP File

For the treatment of headers and trailers relating to this report please refer to Section 2.3.

1.6 File Extensions

The following table details the file extensions to be used when sending batch file transactions to and from Transco Metering via the Enhanced Information Exchange (IX) Network.

Incoming Files (to Transco Metering)	Extension
Portfolio Appointment	ONA
Portfolio De-appointment	ONA
Request Quotation of Metering Prices (Not currently available)	ORQ
Submit Work Request	ORJ
Submit Asset Update	OSU
Submit Query	OSE
Provide Asset Details Response	RNU
Asset Work Notification Response	RNJ
Query Notification Response	RNE
Metering Price Quotation Response (Not currently supported)	RNQ
Outgoing Files (From Transco Metering)	
Portfolio Appointment Response	RNA
Portfolio De-appointment Response	RNA
Request Metering Price Quotation Response (Not currently supported)	RRQ
Work Request Response	RRJ
Asset Update Response	RSU
Query Response	RSE
Provide Asset Details	ONU
Metering Price Quotation (Not currently supported)	ONQ
Asset Work Notification	ONJ
Query Notification	ONE
Meter Asset Prices(MAP) Report	MAP
Metering Asset Invoice	MAV
Metering Asset Standard Adjustment Invoice	MAJ
Metering Asset Ad Hoc Adjustment Invoice	MAH
Asset Works Invoice	AWI
Asset Works Ad Hoc Adjustment Invoice	AWH
Invoice Asset Detail File - Adjustments	MDA

Invoice Asset Daily Count File	MDC
Invoice Asset Detail File	MDN
Pre Appointment Liquidated Damages (PALD) Invoice	MFV
PALD Invoice Asset Details File	MFN
PALD Asset Daily Count File	MFC

1.7 File Content

Metering batch files must be sent in Comma Separated Variable (CSV) format, and the following conditions must apply:

- The file will be in a subset of ASCII should not include any ASCII graphic characters
- The file can include any other characters listed below
- The file should not include any double quotes other than as the text delimiters
- All text should be enclosed in double quotes with no trailing spaces
- Empty text fields should be represented by a set of double quotes ("")
- Leading zeroes should be removed from numeric fields; these are only separated by commas and not enclosed in quotation marks
- Any decimal values less than 1 should include 0 before the decimal point e.g. 0.75
- Zero numeric fields should be reduced to a single zero if the field is mandatory, if the field is optional with no value, then it will be empty commas (,,).
- If an optional numeric field exists at the end of a record, but no value is provided, then the record should end with a comma
- If a mandatory numeric field exists at the end of a record, then the record should end with the appropriate numeric value
- If a mandatory text field exists at the end of a record, then the record should end with the relevant value included in a set of quotes (“ABC”)
- If an optional text field exists at the end of a record, then the record should end with a set of double quotes (“”)
- All data items must be separated by a comma
- A new line feed should separate each new record
- Records and attributes that are “not required” or “X” will be ignored, but the records are counted in the HEADER record.
- Records must be in the correct order, else they may be rejected (e.g. addresses must be in the correct order even though the type may be provided
- Date and Time fields are numeric **unless otherwise stated** and therefore do not need double quotes.
- Any number values including a decimal place are shown as XX,YY where the X value represents the total numbers and the Y value the number of decimal places e.g. 15,2 is a maximum field length of 13 whole numbers, followed by up to 2 decimal places.
- Post Code Outcode and Post Code Incode should be separated by a space and follow the following format, any transaction which do not follow the format will be rejected

Format
AAN NAA
AANN NAA
AANA NAA
AN NAA
ANN NAA
ANA NAA

- Datasets which are not required and are provided will not be rejected
- Where an attribute provided has a value greater than the field size, the transaction will be rejected.

- Attributes which are not required (x'd) need to be represented with a comma followed by a comma, where the attribute is text (char), double quotes should be supplied e.g. ,"",
- MDD values held in Rainbow are stored as CAPITAL letters and therefore when interacting with Rainbow Suppliers should always use CAPITALS for MDD values else transaction will be rejected.

N.B. For an example of how CSV files should be provided to Transco Metering refer to section 5.2.
The table below shows the acceptable characters:

Letters, upper case	'A' to 'Z'
Letters, lower case	'a' to 'z'
Numerals	0 to 9
Space Character	
Full Stop	.
Comma	,
Hyphen/minus sign	-
Opening Parentheses	(
Closing Parentheses	)
Oblique stroke (slash)	/
Apostrophe	'
Plus sign	+
Colon	:
Equals sign	=
Question mark	?
Exclamation mark	!
Quotation mark	"
Percentage sign	%
Ampersand	&
Asterisk	*
Semi-colon	;
Less than sign	<
Greater than sign	>
Reserved for Use as:	
,	Delimiter or Component data element separator
<LF>	Group delimiter (Line Feed)
"	Value preceding and succeeding a character to restore its normal meaning.
At sign. Used when representing email addresses	@

1.8 Calculation of Meter Point Conversion factor:

Transco metering will calculate and provide a meter point conversion factor:

- Within an ONJOB, following meter work involving meter installation or exchanges
- Within ONUPD, following Appointment
- On request. In this instance the process is manual and utilises email as the means of communication. Transco Metering will provide an email box account for this purpose:

Process:

- Supplier provides MPRN and address details to Transco Metering within the template shown in appendix 5.3 Request for Calculation of Meter Point Conversion Factor template.

- Transco Metering will calculate the appropriate conversion factor for that meter point and return the details to the Supplier by the same means.

Transco Metering will update Rainbow to reflect the new conversion factor

Template is captured as an Appendix in 5.3.

1.9 Transaction Request Communication Alternatives

Whilst it is anticipated that large volume transactions will be transmitted in batch files via IX, WEB functionality is also supported for a number of transaction types. In exceptional circumstances where a Supplier is unable to access the IX network and the WEB does not provide an alternative means of communication, Transco Metering may support a limited amount of communication for a limited period by **"Other"** means, subject to prior agreement between the customer and TMS.

The following matrix details the various types of requests that can be submitted by a Supplier and where applicable the alternative communication methods available. The preferred transmission method is marked with a "Y", and the alternatives (those marked * and in **"Other"** column) are supported in exceptional circumstances, as mentioned above.

Please note that where communication by post is accepted, Transco Metering will not respond by the same method. Where post or email is acceptable in the **"Other"** column, Suppliers should still provide all the mandatory information as specified in the corresponding file formats.

	Batch File	WEB	Facsimile	Report via IX	Other
Request Quotation for Asset Work			**Y**		E-mail. Post
Request Asset Work (Standard)	**Y** (ORJOB)	**Y**	*		Telephone (M1 requests)
Quotation Acceptance for Asset Work (Non-Standard)	**Y** (ORJOB)		**Y**		E-Mail. Post
Replan Asset Work (Standard)	**Y** (ORJOB)	**Y**	*		Telephone
Replan Asset Work (Non-Standard)			**Y**		E Mail. Post
Cancel Asset Work (Standard)	**Y** (ORJOB)	**Y**	*		Telephone
Cancel Asset Work (Non-Standard)			**Y**		Email
Request Quotation of Metering Prices(MAP) Refer to section 2.3				**Y** MAP	Telephone
Request Portfolio Appointment	**Y** (ONAGE)				E mail
Request Portfolio De-appointment	**Y** (ONAGE)				E mail
Submit Data Update	**Y** (OSUPD)	**Y**			
Submit Query	**Y** (OSENQ)	**Y**	**Y#***		Telephone, Email For fax template see section 5.4
View Portfolio/Work Details		**Y**			#*ΦTelephone available as a standard alternative to web

#Preferred route is via Web Portal

Φ RFI Bureau facility available via telephone

Invoicing[*~]	**Y**				

1.10 Contract References

When requesting a service via Batch or Portal, Suppliers are generally required to provide the reference of the contract under which the service is provided.

The following table provides details of the contract reference which should be used to access these services.

Please note that requests for work under either of the following contracts should be made using the contract reference for the <7bar Meter Works contract:

(i) the Agreement and General Conditions of Contract for Meter Works Not Exceeding 7 Bar (< 7 Bar Meter Works) or
(ii) the Agreement and General Conditions of Contract for the Provision and Maintenance of Metering Equipment (P & M),

For instance, a request for a battery change or attend to a faulty meter is essentially a maintenance activity covered by the P & M contract. However for the purposes of requesting the work, Suppliers would use the reference for < 7 Bar Works contract.

File Name	Activity	Applicable Contract	Contract reference required for the purpose of the request
ONAGE	Appointment	Provision & Maintenance	Provision& Maintenance
ONAGE	De-Appointment	Provision & Maintenance	Provision& Maintenance
ORJOB	Notify of battery change or faulty meter work (e.g. D+5)	**Provision & Maintenance**	**Below 7 bar Meter Works**
ORJOB	Request Asset Works for below 7 bar	Below 7 bar Meter Works	Below 7 bar Meter Works
ORJOB	Request Asset Works for above 7 bar	Above 7 bar Meter Works	Above 7 bar Meter Works
ORJOB	Request Adversarial Meter Works	Adversarial Meters Works	Adversarial Meters Works
ONJOB	Work Notification Works for above 7 bar	Above 7 bar Meter Works	Above 7 bar Meter Works
ONJOB	Work Notification for below 7 bar	Below 7 bar Meter Works	Below 7 bar Meter Works
ONJOB	Work Notification for Adversarial Meter Works	Adversarial Meters Works	Adversarial Meters Works
OSUPD	Customer Data Update	Provision & Maintenance	Not required
OSENQ	Query Submission	Provision & Maintenance	Not required
ONENQ	Query Notification	Provision & Maintenance	Not required
MAV	Metering Asset invoice	Provision & Maintenance	Not required
MAJ	Metering Asset Standard Adjustment Invoice	Provision & Maintenance	Not required
MAH	Metering Asset Ad-Hoc Invoice	Provision & Maintenance	Not required
AWI	Metering Asset Works Invoice Pre-Appointment Liquidated Damages n	Below 7 bar Meter Works	Not required

[*~] If IX is down Invoice will be sent as soon as operationally feasible

AWH	Metering Asset Works Ad Hoc Invoice	Below 7 bar Meter Works	Not required
MFV	Pre-Appointment Liquidated Damages	Below 7 bar Meter Works	Not required
MAP	Meter Asset Prices Report	Provision & Maintenance	Not required

2 Portfolio

2.1 Portfolio Overview

This section details the processes involved with the transfer of metering arrangements from one Meter Asset Manager(MAM) to another, which is often coincident with a Change of Supplier. Regulated meters are managed by Transco Metering Limited on behalf of Transco and the Provision and Maintenance Contract details the terms and conditions under which regulated meters are available to rent.

The processes included in this section are:

- Request a Quotation (Metering Prices)
- Appointment Request
- De-appointment Request
- Provide Asset Details

Although Transco publishes details of its prices, there will be occasions, especially for larger meters, where a quotation is required.

Where a Supplier takes over the responsibility for a regulated meter, an appointment request is required. Requests must be received by [20:00] on the [day before the appointment effective date].

A standard response file will then be sent (Section **4 Standard Response File**) and if the request is accepted, a file containing asset details will be sent. The exception to this process is where the meter has not yet been installed. In this scenario, asset details will be sent following completion of the work.

Where there is a change of supplier, the incumbent supplier should submit a de-appointment request by [20:00] on the [day before the de-appointment effective date]. In a change of supplier scenario, the incoming and outgoing Suppliers will normally provide the same effective date, however, Transco will manage any exceptions as appropriate

2.2 Portfolio Process Flow – Change of Supplier

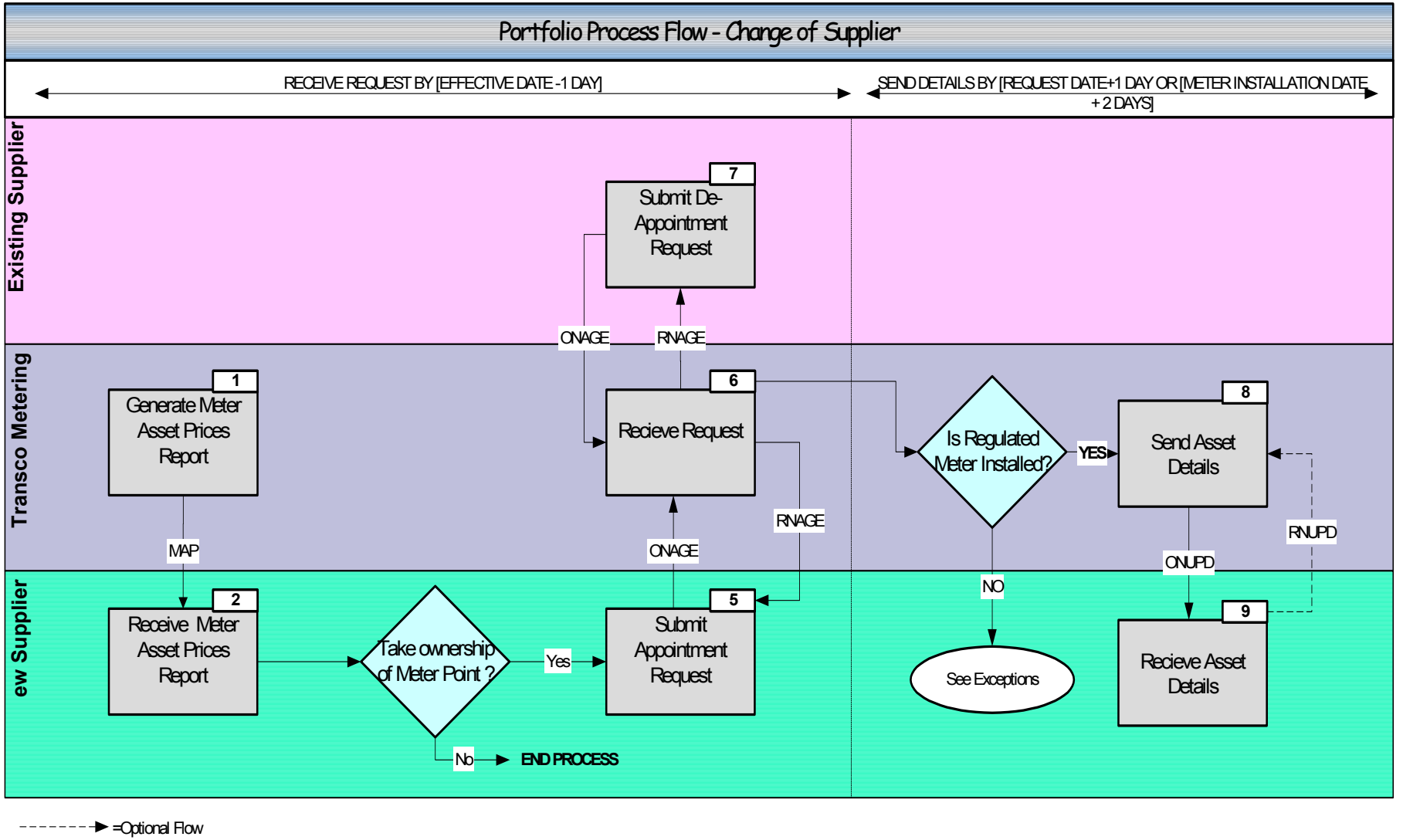

2.3 Meter Asset Prices (MAP) Report

The MAP file is a report which is provided to registered Suppliers on a monthly basis. This report enables suppliers to confirm metering rental charges at MPRN level, for meters with a capacity greater than 11m^3hr(scmh).

The report is sent by Transco Metering via CD ROM

At Industry Cut Over(ICO) a standard MAP report will contain around 450,000 records and the report will be split into a number of separate files.

Naming Convention

The MAP report will use the following naming convention:

MAP.DDMMYYYY.File01.csv
(Type.date.file.number.format)

Structure

- Each File will contain a header and Trailer
- Headers and Trailers will be generic, as the same files will be sent to all Suppliers

The first and intermediate trailers will contain:

- Number of MPRNs in the file cumulative
- MPRNs up to and including that file

The trailer in the last file will contain:

- Number of MPRNs in the file cumulative
- MPRNs up to and including that file

Total number of files

N.B Headers will follow the standard header format as shown in section 15 Headers and Trailers.

2.4 Meter Asset Prices Report Data Heirarchy (MAP)

2.5 Meter Asset Prices Report File Format (MAP)

1 Meter Point		1 to many (per file)		***Mandatory Record***			
Attribute Number	Optional or Mandatory	Field Length	Field Format	Description	Key	Rules	MDD or TDD
A0177	M	5	Char	Record Identifier		MTPNT	MDD
A0178	X	5	Char	Data Update Code			
A0072	M	10	Integer	Meter Point Reference Number			
A0076	X	1	Char	Meter Link Code			
A0077	X	2	Char	Meter Point Status			
A0059	X	2	Char	Location Code			
A0157	X	100	Char	Meter Point Location Notes			
A0075	X	210	Char	Access Instructions			
A0074	X	9,6	Number	Conversion Factor			
A0073	X	8	Date	Last Inspection Date			
A0164	X	9,3	Number	Metering Pressure			

1.1 Address		1 per Meter Point		***Mandatory Record, all recorded details will be provided***			
Attribute Number	Optional or Mandatory	Field Length	Field Format	Description	Key	Rules	MDD or TDD
A0177	M	5	Char	Record Identifier		ADDRS	MDD
A0102	M	5	Char	Address Type Code		Value: MTRPT – Meter Point Address	MDD
A0003	O	210	Char	Address Text			
A0004	O	40	Char	Sub Building Name_Number	*	At least one of this or the next two fields should be provided.	
A0006	O	40	Char	Building Name_Number			
A0007	O	40	Char	Dependent Thoroughfare			
A0008	O	40	Char	Thoroughfare	*	At least this or the field above should be provided.	
A0009	O	40	Char	Double Dependent Locality			
A0010	O	40	Char	Dependent Locality			
A0011	O	40	Char	Post Town	*	This should be provided.	
A0012	X	40	Char	County			
A0013	M	10	Char	Post Code	*	This should be provided.	
A0015	X	7	Integer	Grid Co-ord X			
A0016	X	7	Integer	Grid Co-ord Y			
A0017	X	7	Integer	Grid Co-ord Z			
A0018	X	12	Char	Unique Property – Reference Number			

1.2 Asset		1 to many (per Meter Point)		***Mandatory Record***			
Attribute Number	Optional or Mandatory	Field Length	Field Format	Description	Key	Rules	MDD or TDD
A0177	M	5	Char	Record Identifier		ASSET	MDD
A0178	X	5	Char	Data Update Code			MDD
A0144	X	5	Char	Transaction Type Code			MDD
A0024	M	5	Char	Asset Class Code		Values:	MDD

						CONVR – Converter, DTLGR – Datalogger, METER – Meter (where Measuring Capacity > 11 scmh)	
A0109	O	10	Char	Product Id			MDD
A0163	O	5	Char	Payment Method code		Values: CR (credit), PP (Prepayment)	MDD
A0083	C	10	Char	Model Code		Mandated for Measuring Assets	MDD
A0060	C	3	Char	Manufacturer Code		Mandated for Measuring Assets	MDD
A0021	C	4	Integer	Year of Manufacture		Mandated for Measuring Assets	
A0022	C	14	Char	Serial Number		Mandated for Measuring Assets	
A0059	X	2	Char	Location Code			MDD
A0158	X	100	Char	Asset Location Notes			
A0037	X	2	Char	Asset Status Code			MDD

1.2.1 Price		1 to many (per meter point)		**Mandatory Record**			
Attribute Number	Optional or Mandatory	Field Length	Field Format	Description	Key	Rules	MDD or TDD
A0177	M	5	Char	Record Identifier		PRICE	
A0201	M	1	Char	Price Type	*	Values: I - (Installation), M - (Maintenance), P - (Provision)	
A0203	M	3	Char	Price Unit Code	*	Values: PPD (pence per day)	
A0205	X	5	Char	Price Band Code		Price band within price type	
A0207	M	15,2	Number	Price	*	Value will be shown, even if this is zero	

1.3 Price		0 to 1 (per meter point)		***Optional Record***			
Attribute Number	Optional or Mandatory	Field Length	Field Format	Description	Key	Rules	MDD or TDD
A0177	M	5	Char	Record Identifier		PRICE	
A0201	M	1	Char	Price Type	*	Values: T – Total summed amount	
A0203	M	3	Char	Price Unit Code	*	Values: PPD (pence per day)	
A0205	X	5	Char	Price Band Code		Price band within price type	
A0207	M	15,2	Number	Price	*	Value: Will be shown, even if this is zero	

2.6 Quotation for Metering Prices Summary (ORQUO/ONQUO)

NOT CURRENTLY SUPPORTED, BUT REMAINS IN THE RAINBOW MANUAL TO RETAIN VISIBILITY

This facility enables any Rainbow customer with the ability to generate a batch file (ORQUO) to request a quotation for the metering related costs at a specific Meter Point Reference (MPR). Since all meters with a capacity of less than $11m^3$ are subject to a standard price, quotations should only be required for larger meters.

The Originator can request the details for any regulated meter, i.e. where the GT is the Gas Act Owner. If the meter is not on the Transco Metering portfolio, then the response message will advise accordingly. Additionally, the request will be rejected where there is no regulated asset on site, e.g. the meter has been removed.

Prices by meter size can be obtained by checking the published prices within the Transco Metering Charges publication (see the Web site for details). The mandatory information to obtain a metering price is:

Record	**Information**
Transaction	Record Identifier (TRANS) Transaction Reference Effective From Date (must be the same date in one transaction)
Meter Point	Record Identifier (RESPN) Meter Point Reference

The information is available via the Web (reference to the Transco Metering Charges publication), through the batch file, by fax, email, or a telephone request to Transco Metering. For manual requests, the mandatory information must be completed, else the originator will be asked to complete this information prior to the notification being provided.

A Standard Response file will be sent and, providing the request is accepted, a notification (ONQUO) will be sent to the originator. Exceptions will be dealt with manually.

Notifications

For requests received by batch, the relevant information relating to the MPR, including details of all the chargeable assets on site, is provided by batch transfer in the notification file ONQUO:

Record	**Information**
Response Transaction	Record Identifier (RESPN) Transaction reference Market Sector Code Start Date
Meter Point	Record Identifier (MTPNT)

	~~Meter Point Reference Number~~
~~Address~~	~~Record Identifier (ADDRS)~~ ~~Address Type Code~~ ~~Post Code~~
~~Asset~~	~~Record Identifier (ASSET)~~ ~~Asset Class Code~~
~~Price~~	~~Record Identifier (PRICE)~~ ~~Price Type (e.g. Provision)~~ ~~Price Unit (e.g. pence per day)~~ ~~Price~~

~~Exceptions will be manually resolved via telephone/fax.~~

2.7 Request for Metering Price Data Hierarchy - ORQUO

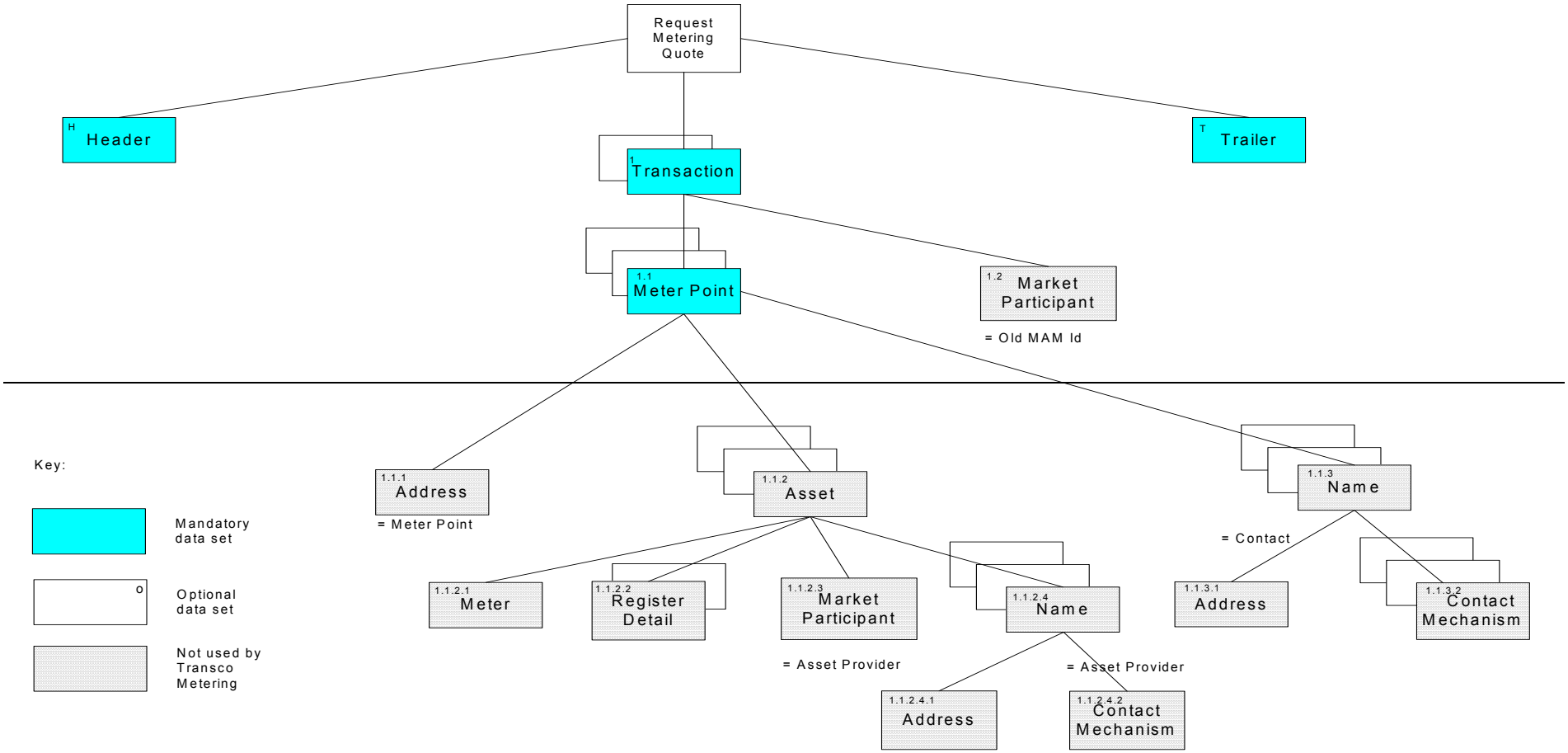

2.8 Request Metering Price File Format: ORQUO

1 Transaction		1 to many (per File)		*Mandatory Record*			
Attribute Number	Optional or Mandatory	Field Length	Field Format	Description	Key	Rules	MDD or TDD
A0177	M	5	Char	Record Identifier		TRANS	MDD
A0055	M	15	Char	Transaction Reference	*	All requests within a transaction must have the same effective date	
A0056	X	210	Char	Transaction Comment			
A0053	X	25	Char	Contract Reference			
A0144	X	5	Char	Transaction Type Code			MDD
A0167	X	5	Char	Transaction Type Reason Code			MDD
A0058	X	15	Char	Cross-Ref Other Internal Job Reference			
A0122	O	15	Char	Cross-Ref Other External Job Reference	*	Can be used for Requestor's own reference	
A0142	X	5	Char	Transaction Status Code			MDD
A0057	X	5	Char	Transaction Status Change Reason Code			
A0161	O	1	Char	Market Sector Code	*	May be appropriate if charging methodology changes but currently ignored. D (Domestic as defined by the Utility Act), I (Industrial as defined by the Utility Act).	MDD
A0166	X	8	Date	Date of Notice			
A0068	X	5	Char	Registration Body			MDD
A0069	X	20	Char	Registration Reference			
A0081	M	8	Date	Effective From Date	*	Start date for service for the purpose of the quote. Can be no more than 3 calendar months in the future	
A0082	X	8	Date	Effective To Date			

1.1 Meter Point		1 to many (per Transaction)		*Mandatory Record*			
Attribute Number	Optional or Mandatory	Field Length	Field Format	Description	Key	Rules	MDD or TDD
A0177	M	5	Char	Record Identifier		MTPNT	MDD
A0178	X	5	Char	Data Update Code			MDD
A0072	M	10	Integer	Meter Point Reference Number			
A0076	O	1	Char	Meter Link Code	*	Values: **F (Freestanding)**	MDD
A0077	X	2	Char	Meter Point Status			MDD
A0059	X	2	Char	Location Code			MDD
A0157	X	100	Char	Meter Point Location Notes			
A0075	X	210	Char	Access Instructions			
A0074	X	9,6	Number	Conversion Factor		Values: 0.000001 to 999.999999	
A0073	X	8	Date	Last Inspection Date			
A0164	X	9,3	Number	Metering Pressure			

1.1.1 Address		0 to 1 (per Meter Point)		*Record not required & will be ignored if provided.*			
Attribute Number	Optional or Mandatory	Field Length	Field Format	Description	Key	Rules	MDD or TDD
A0177	M	5	Char	Record Identifier		ADDRS	MDD
A0102	M	5	Char	Address Type Code			
A0003	O	210	Char	Address Text			
A0004	O	40	Char	Sub-Building Name_Number	*		
A0006	O	40	Char	Building Name_Number			
A0007	O	40	Char	Dependent Thoroughfare			
A0008	O	40	Char	Thoroughfare	*		
A0009	O	40	Char	Double Dependent Locality			
A0010	O	40	Char	Dependent Locality			
A0011	O	40	Char	Post Town	*		
A0012	O	40	Char	County			
A0013	M	10	Char	Post Code	*		
A0015	X	7	Integer	Grid Co-ord X			
A0016	X	7	Integer	Grid Co-ord Y			
A0017	X	7	Integer	Grid Co-ord Z			
A0018	X	12	Char	Unique Property Reference Number			

1.1.2 Asset		0 to many (per Meter Point)		*Record not required & will be ignored if provided.*			
Attribute Number	Optional or Mandatory	Field Length	Field Format	Description	Key	Rules	MDD or TDD
A0177	M	5	Char	Record Identifier		ASSET	MDD
A0178	X	5	Char	Data Update Code			
A0144	X	5	Char	Transaction Type Code			
A0024	M	5	Char	Asset Class Code			
A0109	X	10	Char	Product Id			
A0163	X	5	Char	Payment Method code			
A0083	O	10	Char	Model Code			
A0060	O	3	Char	Manufacturer Code			
A0021	O	4	Integer	Year of Manufacture			
A0022	O	14	Char	Serial Number			
A0059	X	2	Char	Location Code			
A0158	X	100	Char	Asset Location Notes			
A0037	X	2	Char	Asset Status Code			

1.1.2.1 Meter		0 to 1 (per Asset)		*Record not required & will be ignored if provided.*			
Attribute Number	Optional or Mandatory	Field Length	Field Format	Description	Key	Rules	MDD or TDD
A0177	M	5	Char	Record Identifier		METER	MDD
A0178	X	5	Char	Data Update Code			
A0025	O	5	Char	Meter Type Code			
A0085	X	5	Char	Meter Mechanism code			
A0112	O	10,4	Number	Measuring Capacity		Values: 0 to 999999.999	
A0079	X	1	Char	Meter Usage Code			
A0044	X	5	Char	Collar Status Code			
A0149	X	8	Date	OAMI Inspection Date			
A0126	M	5	Char	Role Code			
A0160	X	8	Date	Last Refurbished Date			
A0194	X	7,2	Number	Pulse Value			

1.1.2.2 Register Details		0 to 2 (per registering Asset)		*Record not required & will be ignored if provided.*			
Attribute Number	Optional or Mandatory	Field Length	Field Format	Description	Key	Rules	MDD or TDD
A0177	M	5	Char	Record Identifier		REGST	MDD
A0178	X	5	Char	Data Update Code			
A0124	M	5	Char	Register Type Code			
A0121	X	2	Integer	Number of Dials or Digits			
A0123	X	5	Char	Units of Measure			
A0120	X	6,3	Number	Multiplication factor			

1.1.2.3 Market Participant		0 to 1 (per Asset)		*Record not required and will be ignored if provided.*			
Attribute Number	Optional or Mandatory	Field Length	Field Format	Description	Key	Rules	MDD or TDD
A0177	M	5	Char	Record Identifier		MKPRT	MDD
A0126	M	5	Char	Role Code			
A0064	M	3	Char	Market Participant			

				~~Abbreviated Name~~			
~~1.1.2.4 Name~~		~~0 to many (per Asset)~~		***~~Record not required and will be ignored if provided.~~***			
~~Attribute Number~~	~~Optional or Mandatory~~	~~Field Length~~	~~Field Format~~	~~Description~~	~~Key~~	~~Rules~~	~~MDD or TDD~~
~~A0177~~	~~M~~	~~5~~	~~Char~~	~~Record Identifier~~		~~NAME~~	~~MDD~~
~~A0107~~	~~M~~	~~5~~	~~Char~~	~~Person Type Code~~	~~*~~	~~Identifies this is for an Asset Provider.~~	~~MDD~~
~~A0088~~	~~O~~	~~6~~	~~Char~~	~~Title~~			
~~A0089~~	~~O~~	~~4~~	~~Char~~	~~Initials~~			
~~A0090~~	~~O~~	~~30~~	~~Char~~	~~Surname~~			
~~A0100~~	~~X~~	~~100~~	~~Char~~	~~Person Notes~~			
~~A0101~~	~~X~~	~~30~~	~~Char~~	~~Access Password~~			

~~1.1.2.4.1 Address~~		~~0 to 1 (per name related to an asset)~~		***~~Record not required and will be ignored if provided~~***			
~~Attribute Number~~	~~Optional or Mandatory~~	~~Field Length~~	~~Field Format~~	~~Description~~	~~Key~~	~~Rules~~	~~MDD or TDD~~
~~A0177~~	~~M~~	~~5~~	~~Char~~	~~Record Identifier~~		~~ADDRS~~	~~MDD~~
~~A0102~~	~~M~~	~~5~~	~~Char~~	~~Address Type Code~~	~~*~~	~~Identifies this is for an Asset Provider.~~	~~MDD~~
~~A0003~~	~~O~~	~~210~~	~~Char~~	~~Address Text~~			
~~A0004~~	~~O~~	~~40~~	~~Char~~	~~Sub-Building Name_Number~~			
~~A0006~~	~~O~~	~~40~~	~~Char~~	~~Building Name_Number~~			
~~A0007~~	~~O~~	~~40~~	~~Char~~	~~Dependent Thoroughfare~~			
~~A0008~~	~~O~~	~~40~~	~~Char~~	~~Thoroughfare~~			
~~A0009~~	~~O~~	~~40~~	~~Char~~	~~Double Dependent Locality~~			
~~A0010~~	~~O~~	~~40~~	~~Char~~	~~Dependent Locality~~			
~~A0011~~	~~O~~	~~40~~	~~Char~~	~~Post Town~~			
~~A0012~~	~~O~~	~~40~~	~~Char~~	~~County~~			
~~A0013~~	~~M~~	~~10~~	~~Char~~	~~Post Code~~			
~~A0015~~	~~X~~	~~7~~	~~Integer~~	~~Grid Co-ord X~~			
~~A0016~~	~~X~~	~~7~~	~~Integer~~	~~Grid Co-ord Y~~			
~~A0017~~	~~X~~	~~7~~	~~Integer~~	~~Grid Co-ord Z~~			
~~A0018~~	~~X~~	~~12~~	~~Char~~	~~Unique Property Reference Number~~			

~~1.1.2.4.2 Contact Mechanism~~		~~0 to many (per Name per Transaction)~~		***~~Record not required and will be ignored if provided~~***			
~~Attribute Number~~	~~Optional or Mandatory~~	~~Field Length~~	~~Field Format~~	~~Description~~	~~Key~~	~~Rules~~	~~MDD or TDD~~
~~A0177~~	~~M~~	~~5~~	~~Char~~	~~Record Identifier~~		~~CONTM~~	~~MDD~~
~~A0049~~	~~M~~	~~5~~	~~Char~~	~~Contact Mechanism Code~~			
~~A0106~~	~~M~~	~~100~~	~~Char~~	~~Contact Mechanism Value~~			

1.1.3 Name		0 to 1 (per Meter Point)		***Record not required and will be ignored if provided***			
Attribute Number	Optional or Mandatory	Field Length	Field Format	Description	Key	Rules	MDD or TDD
A0177	M	5	Char	Record Identifier		NAME	MDD
A0107	M	5	Char	Person Type Code	*		
A0088	O	6	Char	Title			
A0089	O	4	Char	Initials			
A0090	O	30	Char	Surname			
A0100	X	100	Char	Person Notes			
A0101	X	30	Char	Access Password			

1.1.3.1 Address		0 to 1 (for each name for a transaction)		***Record not required and will be ignored if provided.***			
Attribute Number	Optional or Mandatory	Field Length	Field Format	Description	Key	Rules	MDD or TDD
A0177	M	5	Char	Record Identifier		ADDRS	MDD
A0102	M	5	Char	Address Type Code			
A0003	O	210	Char	Address Text			
A0004	O	40	Char	Sub Building Name_Number			
A0006	O	40	Char	Building Name_Number			
A0007	O	40	Char	Dependent Thoroughfare			
A0008	O	40	Char	Thoroughfare			
A0009	O	40	Char	Double Dependent Locality			
A0010	O	40	Char	Dependent Locality			
A0011	O	40	Char	Post Town			
A0012	O	40	Char	County			
A0013	M	10	Char	Post Code			
A0015	X	7	Integer	Grid Co-ord X			
A0016	X	7	Integer	Grid Co-ord Y			
A0017	X	7	Integer	Grid Co-ord Z			
A0018	X	12	Char	Unique Property Reference No.			

1.1.3.2 Contact Mechanism		0 to many (for each Name related to a Meter Point)		***Record not required and will be ignored if provided.***			
Attribute Number	Optional or Mandatory	Field Length	Field Format	Description	Key	Rules	MDD or TDD
A0177	M	5	Char	Record Identifier		CONTM	MDD
A0049	M	5	Char	Contact Mechanism Code			
A0106	M	100	Char	Contact Mechanism Value			

1.2 Market Participant		0 to 1 (per Transaction)		***Record not required and will be ignored if provided.***			
Attribute Number	Optional or Mandatory	Field Length	Field Format	Description	Key	Rules	MDD or TDD
A0177	M	5	Char	Record Identifier		MKPRT	MDD
A0126	M	5	Char	Role Code	*		

~~A0064~~	~~M~~	~~3~~	~~Char~~	~~Market Participant Abbreviated Name~~			~~MDD~~

~~2.9 Notification of Metering Price Data Hierarchy (ONQUO)~~

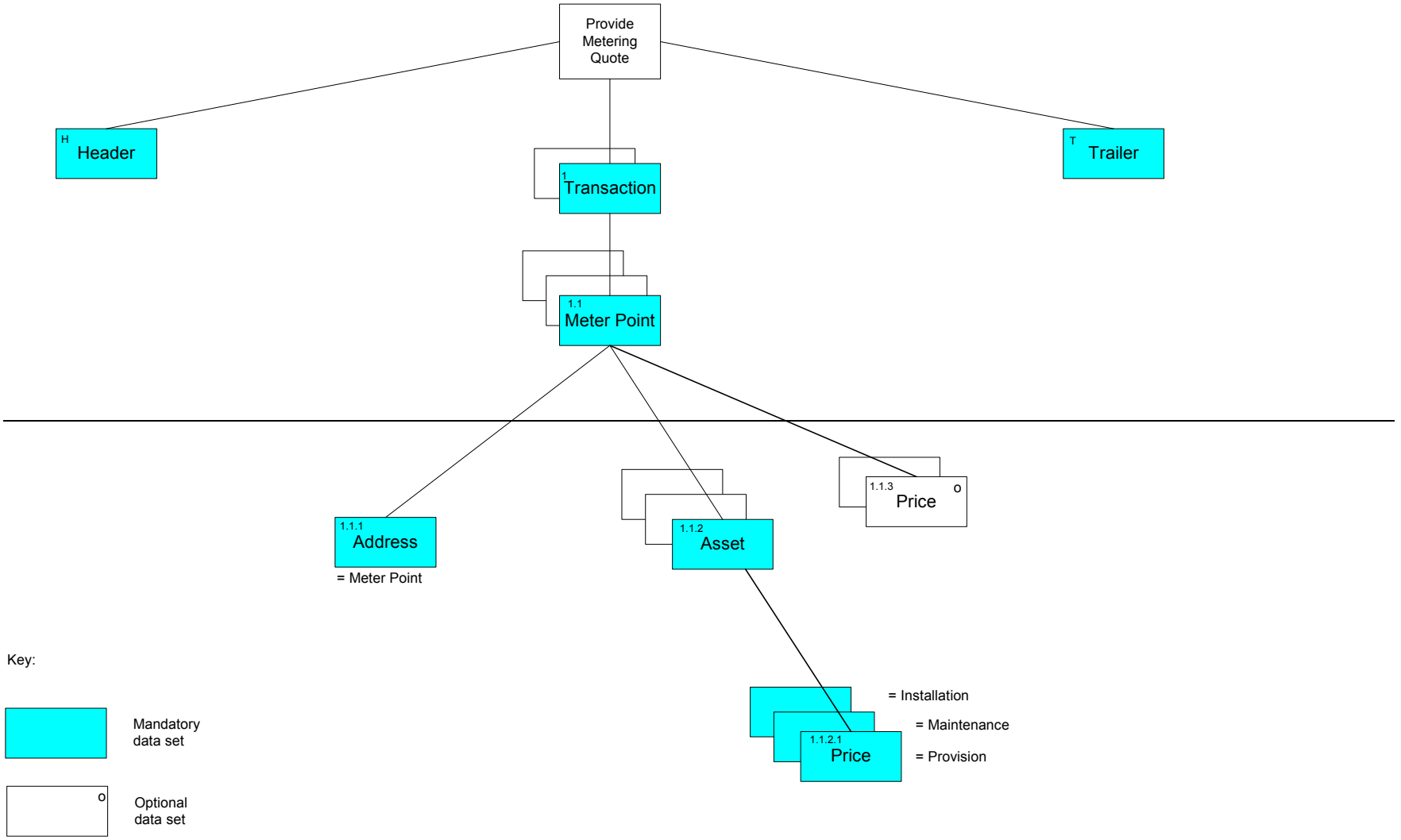

2.10 Notification of Metering Price File Forat: ONQUO

1 Transaction		1 to many (per File)		*Mandatory Record*			
Attribute Number	Optional or Mandatory	Field Length	Field Format	Description	Key	Rules	MDD or TDD
A0177	M	5	Char	Record Identifier		TRANS	MDD
A0055	M	15	Char	Transaction Reference	*	As per ORQUO	
A0056	X	210	Char	Transaction Comment			
A0053	X	25	Char	Contract Reference			
A0144	X	5	Char	Transaction Type Code			MDD
A0167	X	5	Char	Transaction Type Reason Code			MDD
A0058	X	15	Char	Cross-Ref Other Internal Job Reference			
A0122	O	15	Char	Cross-Ref Other External Job Reference	*	Returned if provided on "ORQUO"	
A0142	X	5	Char	Transaction Status Code			MDD
A0057	X	5	Char	Transaction Status Change Reason Code Code			
A0161	M	1	Char	Market Sector Code	*	Values: D (Domestic as defined by the Utility Act), I (Industrial as defined by the Utility Act).	MDD
A0166	X	8	Date	Date of Notice			
A0068	X	5	Char	Registration Body			
A0069	X	20	Char	Registration Reference			MDD
A0081	M	8	Date	Effective From Date	*	Start date for service for the purpose of the quote.	
A0082	X	8	Date	Effective To Date			

1.1 Meter Point		1 to many (per Transaction)		*Mandatory Record*			
Attribute Number	Optional or Mandatory	Field Length	Field Format	Description	Key	Rules	MDD or TDD
A0177	M	5	Char	Record Identifier		MTPNT	MDD
A0178	X	5	Char	Data Update Code			MDD
A0072	M	10	Integer	Meter Point Reference Number			
A0076	X	1	Char	Meter Link Code			MDD
A0077	X	2	Char	Meter Point Status Code			MDD
A0059	X	2	Char	Location Code			MDD
A0157	X	100	Char	Meter Point Location Notes			
A0075	X	210	Char	Access Instructions			
A0074	X	9,6	Number	Conversion Factor		Values: 0.000001 to 999.999999	
A0073	X	8	Date	Last Inspection Date			
A0164	X	9,3	Number	Metering Pressure			

1.1.1 Address		1 (per Meter Point)		***Mandatory Record.*** ***All recorded details will be provided.***			
Attribute Number	Optional or Mandatory	Field Length	Field Format	Description	Key	Rules	MDD or TDD
A0177	M	5	Char	Record Identifier		ADDRS	MDD
A0102	M	5	Char	Address Type Code	*	Value: MTRPT Meter Point Address	MDD
A0003	O	210	Char	Address Text			
A0004	O	40	Char	Sub Building Name_Number	*	This or the next field should be populated	
A0006	O	40	Char	Building Name_Number			
A0007	O	40	Char	Dependent Thoroughfare			
A0008	O	40	Char	Thoroughfare	*	At least this or the field above should be populated.	
A0009	O	40	Char	Double Dependent Locality			
A0010	O	40	Char	Dependent Locality			
A0011	O	40	Char	Post Town	*	This should be populated.	
A0012	O	40	Char	County			
A0013	M	10	Char	Post Code	*	This must be populated.	
A0015	X	7	Integer	Grid Co-ord X			
A0016	X	7	Integer	Grid Co-ord Y			
A0017	X	7	Integer	Grid Co-ord Z			
A0018	X	12	Char	Unique Property Reference Number			

1.1.2 Asset		1 to many (per Meter Point		***Mandatory Record***			
Attribute Number	Optional or Mandatory	Field Length	Field Format	Description	Key	Rules	MDD or TDD
A0177	M	5	Char	Record Identifier		ASSET	MDD
A0178	X	5	Char	Data Update Code			MDD
A0144	X	5	Char	Transaction Type Code			MDD
A0024	M	5	Char	Asset Class Code	*	Values: BOX (Box e.g. Meter Box) BYPAS (Bypass), CONVR (Converter), DTLGR (Datalogger),	MDD
A0109	X	10	Char	Product Id			MDD
A0163	O	5	Char	Payment Method code	*	Values: CR (credit), PP (Prepayment)	MDD
A0083	O	10	Char	Model Code			MDD
A0060	O	3	Char	Manufacturer Code			MDD
A0021	O	4	Integer	Year of Manufacture			
A0022	O	14	Char	Serial Number			
A0059	O	2	Char	Location Code			MDD
A0158	O	100	Char	Asset Location Notes			
A0037	O	2	Char	Asset Status Code			MDD

1.1.2.1 Price		1 to many (per meter point)		Mandatory Record			
Attribute Number	Optional or Mandatory	Field Length	Field Format	Description	Key	Rules	MDD or TDD
A0177	M	5	Char	Record Identifier		PRICE	
A0201	M	1	Char	Price Type	*	Values: I – (Installation), M – (Maintenance), P – (Provision)	
A0203	M	3	Char	Price Unit Code	*	Values: ppd (pence per day)	
A0205	O	5	Char	Price Band Code		Code to indicate the price band for the service. Values: INSTL – Installation, MAINT – Maintenance, PROV – Provisional, TOTAL – Total summed amount	
A0207	M	15,2	Number	Price	*	Value will be shown, even if this is zero	

1.1.3 Price		0 to many (per meter point)		Optional Record			
Attribute Number	Optional or Mandatory	Field Length	Field Format	Description	Key	Rules	MDD or TDD
A0177	M	5	Char	Record Identifier		PRICE	
A0201	M	1	Char	Price Type	*	Values: I – (Installation), M – (Maintenance), P – (Provision)	
A0203	M	3	Char	Price Unit Code	*	Values: ppd (pence per day)	
A0205	O	5	Char	Price Band Code		Code to indicate the price band for the service. Values: INSTL – Installation, MAINT – Maintenance, PROV – Provisional, TOTAL – Total summed amount	
A0207	M	15,2	Number	Price	*	Value will be shown, even if this is zero	

2.11 Portfolio Appointment Request (ONAGE)

An appointment request must be sent if a Supplier wishes to rent a regulated meter. (Gas Act Owner = GT) The request can be sent at any time, but must be sent by [20:00] on the day before the appointment effective date. Appointment requests can be sent 180 days prior to the intended appointment date. Retrospective appointment requests will fail validation, including requests on D.

Appointment requests should not contain bypass details. If an appointment request contains a bypass asset record, the transaction will be rejected in respect of that MPRN.

Provision, maintenance and installation charges, where applicable will commence from the appointment effective date and charges will be levied through the Metering Asset Invoice (see Section 2 Queries & Invoicing Volume).
Note: In this instance installation charges would be applicable for meters installed prior to Pricing Disaggregation, i.e.

1 October 2000 for domestic meters and 1 April 2001 for I&C meters (Utilities Act definition)

Batch file appointment requests must include the following information as a minimum:

Record	Information
Transaction	Record Identifier (TRANS) Transaction Reference Contract Reference Transaction Type Code (e.g. APPNT) Transaction Type Reason Code (e.g. COS) Market Sector Code Effective From Date
Meter Point	Record Identifier (MTPNT) MPR

Where an asset is not recorded on Transco's portfolio, e.g. a meter installation has been requested but has not yet been completed,, the meter point address, and asset type must also be provided and the Transaction Type Reason Code should be "FIX".

The various scenarios and the correct Transaction Type Reason Code and Status Code to be used are detailed in the table below.

Scenario	Transaction Type Reason Code (A0167)
New meter requested, but not installed at the time of the appointment request	FIX
Meter exchange requested (from competitive to regulated) but not installed at the time of the appointment request	FIX
New meter installed, but MPRN not previously subject to an appointment request (e.g. installation organised through meter works contract and pre-appointment liquidated damages applied)	NEWCN
Existing regulated meter installed, MPRN gained through the Change of Supplier process	COS
New MPRN created for Found Meter N.B If asset creation fails due to data mismatch it will be flagged for internal enquiry and ONUPD will not be sent until the query is resolved.	FNDAS
Existing non regulated meter installed, Transco meter installation required but not installed at the time of the appointment request.	CA

The request is validated and a standard response file is sent, rejecting or accepting the request (see section 4). If the request is accepted, then Transco returns a batch file containing all the asset details (ONUPD).

Asset details are provided the day after receipt and acceptance of the portfolio request, except where a meter installation has not yet been completed, in which case asset details are sent within [2] calendar days of the meter being fitted. However, the work notification will still be sent on completion of work and will always precede the asset details (ONUPD). . The appointment request will not be processed if the work request is never received.

The file (ONUPD) includes details of all the assets recorded for that MPRN on Transco's database, and the associated meter point address. Where an appointment request has been accepted, but has generated an exception, the exception must be resolved before the submission of the ONUPD file. Suppliers will be contacted by Customer Services in order to resolve the exception prior to effective date. This communication will be made by email/telephone to a supplier nominated contact.

Transco will overwrite its existing meter point address details where the supplier provides an address. The exception to this is for transaction type reason code "FNDAS", where address data provided will be used to create an address.

Asset Data Mismatch

If a Supplier wishes to optionally provide asset information, some of the information supplied will be cross-referenced with the information on Transco's database. The attributes that are used for Asset Data Mismatch are defined within the file formats. If a supplier does not provide any data for these attributes, they will not be subject to mismatch validation. For further details of the process see 0 2.20 Asset Data Mismatch Process Flow. Any data mismatches (meter serial numbers are subject to fuzzy matching) are subject to an internal investigation to establish the correct details. This investigation does not impact the handling of the portfolio request unless additional information requested from the Supplier has not been provided (cross ref 2.16 Provide Metering details)

Where there is a data mismatch between the information provided on the request and that held by Transco, then the message "asset data mismatch " will be sent within attribute A0056 – (Transaction Comment) within the ONUPD file. This will notify the Supplier that Transco Metering has instigated an investigation. If the data

held on Transco's database is amended, then a further asset details file (ONUPD) will be sent with a transaction type code (A0144) of UPDTE. If no changes to Rainbow data are necessary following investigation, the second ONUPD will have a transaction type code (A0144) of REPRT (see Section 3.3, Miscellaneous Data Amendments).

Meter serial numbers are subject to fuzzy matching. The system rules governing this validation are now captured within Transco's Rainbow System Validation document.

Pending Appointment Requests

If at a point in time a Supplier has appointed Transco Metering to an MPRN and they submit a de-Appointment request with an acceptable effective date in the future, the request will be accepted. However, if the Supplier also submits another appointment request (e.g. in connection with a dis-aggregation / aggregation of supply points) the appointment will be rejected as the Supplier is already LIVE on Rainbow.

E.g.

If a supplier has previously appointed Transco at a meter point and then sends a de-Appointment request (e.g. say for an effective date of 4/11/04) as long as they give the required notice period, the de-appointment would be accepted.

If the Supplier, prior to the 4/11/04, then sends an appointment request for effective date of 4/11/04, the appointment would be rejected as the Supplier is currently LIVE on Rainbow

Cancelling an Appointment Request

Where a Customer wished to cancel an appointment request, this can only be done prior to the appointment effective date. To cancel an appointment request a Customer must send the opposite transaction, i.e. The Customer must submit a de-appointment request with the transaction status code of "CANCL", the same transaction type reason code from the original request and an effective from date (A0081) which matches that of the original appointment request. For the avoidance of doubt, once an appointment has reached its effective date, it can only be cancelled by submitting an ONAGE de-appointment request with suitable notice periods.

In this circumstance the transaction is not validated.

Scenario	Transaction Type Reason Code (A0167)	Transaction Status Code (A0142)
Cancel a appointment submitted in error	Repeat the Transaction Type Reason Code quoted on the appointment request	CANCL

2.12 Appointment Request Data Hierarchy (ONAGE)

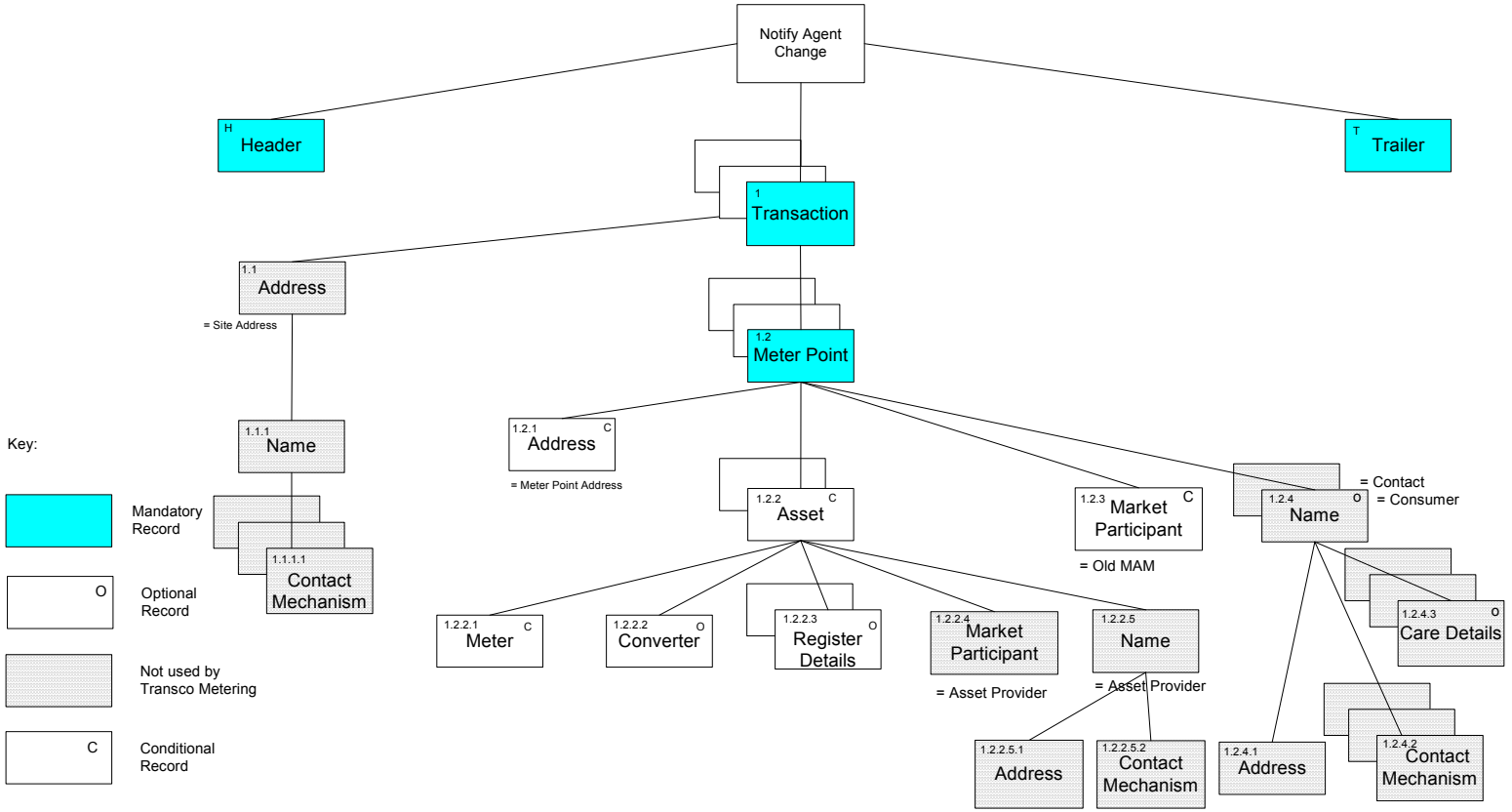

2.13 Portfolio Appointment File Format: ONAGE

1 Transaction		1 to Many (per File)		***Mandatory Record***			
Attribute Number	Optional or Mandatory	Field Length	Field Format	Description	Key	Rules	MDD or TDD
A0177	M	5	Char	Record Identifier		TRANS	MDD
A0055	M	15	Char	Transaction Reference		A unique reference within participant. Where asset works is being carried out in parallel this does not need to be the same reference as in the work request.	
A0056	X	210	Char	Transaction Comment			
A0053	M	25	Char	Contract Reference		Provision and Maintenance Contract Reference.	
A0144	M	5	Char	Transaction Type Code	*	Value: APPNT – Appointment	MDD
A0167	M	5	Char	Transaction Type Reason Code	*	Values: CA - Change of Agent, COS - Change of Supplier, FIX – New Meter Fitted (Siteworks), NEWCN – New Connection FNDAS - New MPRN created for Found Meter	MDD
A0058	X	15	Char	Cross-Ref Other Internal Job Reference			
A0122	X	15	Char	Cross-Ref Other External Job Reference			
A0142	O	5	Char	Transaction Status Code		CANCL – Requestor Cancels (Only used for canceling a de appointment request)	MDD
A0057	X	5	Char	Transaction Status Change Reason Code			
A0161	M	1	Char	Market Sector Code		Values: D (Domestic as defined by the Utility Act), I (Industrial & Commercial as defined by the Utility Act). If ONAGE value differs from Rainbow values, ONAGE value is used to update details held on Rainbow	MDD
A0166	X	8	Date	Date of Notice			
A0068	X	5	Char	Registration Body			MDD
A0069	X	20	Char	Registration Reference			
A0081	M	8	Date	Effective From Date		Date the appointment is to be effective.	
A0082	X	8	Date	Effective To Date			

1.1 Address		0 to 1 (per transaction)		***Record Not Required***			
Attribute Number	Optional or Mandatory	Field Length	Field Format	Description	Key	Rules	MDD or TDD
A0177	M	5	Char	Record Identifier		ADDRS	MDD
A0102	X	5	Char	Address Type Code			
A0003	M	210	Char	Address Text			
A0004	O	40	Char	Sub Building Name_Number			
A0006	O	40	Char	Building Name_Number			
A0007	O	40	Char	Dependent Thoroughfare			
A0008	O	40	Char	Thoroughfare			
A0009	O	40	Char	Double Dependent Locality			
A0010	O	40	Char	Dependent Locality			
A0011	O	40	Char	Post Town			
A0012	O	40	Char	County			
A0013	M	10	Char	Post Code			
A0015	X	7	Integer	Grid Co-ord X			
A0016	X	7	Integer	Grid Co-ord Y			
A0017	X	7	Integer	Grid Co-ord Z			
A0018	X	12	Char	Unique Property – Reference No.			

1.1.1 Name		0 to 1 (per related Address)		***Record Not Required***			
Attribute Number	Optional or Mandatory	Field Length	Field Format	Description	Key	Rules	MDD or TDD
A0177	M	5	Char	Record Identifier		NAME	MDD
A0107	M	5	Char	Person Type Code	*		
A0088	O	6	Char	Title			
A0089	O	4	Char	Initials			
A0090	O	30	Char	Surname			
A0100	X	100	Char	Person Notes			
A0101	X	30	Char	Access Password			

1.1.1.1 Contact Mechanism		0 to many (per related Name)		***Record Not Required***			
Attribute Number	Optional or Mandatory	Field Length	Field Format	Description	Key	Rules	MDD or TDD
A0177	M	5	Char	Record Identifier		CONTM	MDD
A0049	M	5	Char	Contact Mechanism Code			MDD
A0106	M	100	Char	Contact Mechanism Value			

1.2 Meter Point		1 to many (per Transaction)		***Mandatory Record***			
Attribute Number	Optional or Mandatory	Field Length	Field Format	Description	Key	Rules	MDD or TDD
A0177	M	5	Char	Record Identifier		MTPNT	MDD
A0178	X	5	Char	Data Update Code			MDD
A0072	M	10	Integer	Meter Point Reference Number			

A0076	M	1	Char	Meter Link Code	*	**F (Freestanding)**	MDD
A0077	X	2	Char	Meter Point Status			MDD
A0059	X	2	Char	Location Code			MDD
A0157	X	100	Char	Meter Point Location Notes			
A0075	X	210	Char	Access Instructions			
A0074	X	9,6	Number	Conversion Factor			
A0073	X	8	Date	Last Inspection Date			
A0164	X	9,3	Number	Metering Pressure			

1.2.1 Address		0 to 1 (per Meter Point)		***Conditional Record, mandated where A0167 ="CA","FIX" or "FNDAS". Where supplied, only provided information will be overwritten.***			
Attribute Number	Optional or Mandatory	Field Length	Field Format	Description	Key	Rules	MDD or TDD
A0177	M	5	Char	Record Identifier		ADDRS	MDD
A0102	M	5	Char	Address Type Code	*	Value: MTRPT – Meter Point Address	MDD
A0003	O	210	Char	Address Text			
A0004	O	40	Char	Sub Building Name_Number	*	This or the next field should be populated	
A0006	O	40	Char	Building Name_Number	*	This or the previous field should be populated	
A0007	O	40	Char	Dependent Thoroughfare	*	This or the next field should be populated	
A0008	O	40	Char	Thoroughfare	*	At least this or the field above should be populated.	
A0009	O	40	Char	Double Dependent Locality			
A0010	O	40	Char	Dependent Locality			
A0011	O	40	Char	Post Town	*	This should be populated.	
A0012	X	40	Char	County			
A0013	M	10	Char	Post Code	*	This must be populated.	
A0015	X	7	Integer	Grid Co-ord X			
A0016	X	7	Integer	Grid Co-ord Y			
A0017	X	7	Integer	Grid Co-ord Z			
A0018	X	12	Char	Unique Property – Reference Number			

1.2.2 Asset		0 to many (per Meter Point)		***Record is conditional, mandated where A0167 = "FNDAS"***			
Attribute Number	Optional or Mandatory	Field Length	Field Format	Description	Key	Rules	MDD or TDD
A0177	M	5	Char	Record Identifier		ASSET	MDD
A0178	X	5	Char	Data Update Code			MDD
A0144	M	5	Char	Transaction Type Code	✲	Values: APPNT - Appointment	MDD
A0024	M	5	Char	Asset Class Code	✲	Values: CONVR (Converter), METER (Meter)	MDD
A0109	X	10	Char	Product Id			MDD
A0163	C	5	Char	Payment Method code	✲	Mandated where A0024= "METER" or A0167 = "FNDAS" Values: CR- Credit, PP- Prepayment. Where provided, this attribute is used for **Asset Data Mismatch**	MDD
A0083	C	10	Char	Model Code	✲	Mandated where A0167 = "FNDAS". Should be provided, where known. Where provided, this attribute is used for **Asset Data Mismatch**	MDD
A0060	C	3	Char	Manufacturer Code	✲	Mandated where A0167 = "FNDAS". Should be provided, where known. Where provided, this attribute is used for **Asset Data Mismatch**	MDD
A0021	C	4	Integer	Year of Manufacture	✲	Mandated where A0167 = "FNDAS". Should be provided, where known. Where provided, this attribute is used for **Asset Data Mismatch**	
A0022	C	14	Char	Serial Number	✲	Mandated where A0167 = "FNDAS" or where A0024 = "METER" or "CONVR". Where TTRC is "FIX" in ONAGE, the serial number will not be required Where provided, this attribute is used for **Asset Data Mismatch**	
A0059	O	2	Char	Location Code	✲	Required if available. Where provided, this attribute is used for **Asset Data Mismatch**	MDD
A0158	C	100	Char	Asset Location Notes	✲	Mandatory if Location Code = Other (98)	

A0037	O	2	Char	Asset Status Code	*	Values: AC- Active, CA- Capped, CD- Closed (Bypass), CL- Clamped, DM- Damaged, FA- Faulty, IN- Inactive, LI- Live, OP- Open (Bypass), PD- Phone Line Down, RE- Removed, UN- Unknown (Unchecked Bypass).	MDD

1.2.2.1 Meter		0 to 1 (per Asset)		***Conditional Record where A0167 = "FNDAS", Where supplied is validated against data held in Rainbow.***			
Attribute Number	Optional or Mandatory	Field Length	Field Format	Description	Key	Rules	MDD or TDD
A0177	M	5	Char	Record Identifier		METER	MDD
A0178	X	5	Char	Data Update Code			MDD
A0025	M	5	Char	Meter Type Code	*	Values: D – Diaphragm of unknown material, L – Leather diaphragm, R – Rotary, S – Synthetic diaphragm, T – Turbine, U – Ultrasonic, Z – Unknown Where provided, this attribute is used for **Asset Data Mismatch**	MDD
A0085	M	5	Char	Meter Mechanism code	*	Values: CM – Coin meter, CR – Credit, ET – Electronic token meter, MT – Mechanical token meter, TH – Thrift, U – Unknown, PP – Prepayment.	MDD
A0112	C	10,4	Number	Measuring Capacity		Mandated where A0167 = "FNDAS" Values: 0 to 999999.999	
A0079	X	1	Char	Meter Usage Code			
A0044	O	5	Char	Collar Status Code		Values: B (Broken), I (Intact),	MDD
A0149	X	8	Date	OAMI Inspection Date			
A0126	X	5	Char	Role Code			MDD
A0160	X	8	Date	Last Refurbished Date			
A0194	X	7,2	Number	Pulse Value			

1.2.2.2 Converter		0 to 1 (per Asset)		***Optional Record***			
Attribute Number	Optional or Mandatory	Field Length	Field Format	Description	Key	Rules	MDD or TDD
A0177	M	5	Char	Record Identifier		CONVE	MDD
A0178	X	5	Char	Data Update Code			MDD
A0036	O	5	Char	Conversion basis Code	✻	Values:– T - Temperature PT – Pressure & Temperature CPT – Compressibility, Pressure & Temperature	MDD
A0027	O	9,6	Number	Converter Conversion factor			

1.2.2.3 Register Details		0 to 2 (per Registering Asset)		***Optional Record***			
Attribute Number	Optional or Mandatory	Field Length	Field Format	Description	Key	Rules	MDD or TDD
A0177	M	5	Char	Record Identifier		REGST	MDD
A0178	X	5	Char	Data Update Code			MDD
A0124	M	5	Char	Register Type Code		Values: CORR – Corrected Converter Register, METER – Meter Register, UNCOR – Uncorrected Converter Register	MDD
A0121	M	2	Integer	Number of Dials or Digits			
A0123	M	5	Char	Units of Measure			MDD
A0120	M	6,3	Number	Multiplication factor		Values: .001 to 999 .999	

1.2.2.4 Market Participant		0 to 1 (per Asset)		***Record not Required***			
Attribute Number	Optional or Mandatory	Field Length	Field Format	Description	Key	Rules	MDD or TDD
A0177	M	5	Char	Record Identifier		MKPRT	MDD
A0126	M	5	Char	Role Code			
A0064	M	3	Char	Market Participant Abbreviated Name			

1.2.2.5 Name		0 to 1 (per Asset)		***Record not Required***			
Attribute Number	Optional or Mandatory	Field Length	Field Format	Description	Key	Rules	MDD or TDD
A0177	M	5	Char	Record Identifier		NAME	MDD
A0107	M	5	Char	Person Type Code			
A0088	O	6	Char	Title			
A0089	O	4	Char	Initials			
A0090	M	30	Char	Surname			
A0100	O	100	Char	Person Notes			
A0101	O	30	Char	Access Password			

1.2.2.5.1 Address		0 to 1 (for each name related to the Asset)		***Record not Required***			
Attribute Number	Optional or Mandatory	Field Length	Field Format	Description	Key	Rules	MDD or TDD

A0177	M	5	Char	Record Identifier		ADDRS	MDD
A0102	M	5	Char	Address Type Code			MDD
A0003	O	210	Char	Address Text			
A0004	O	40	Char	Sub Building Name_Number			
A0006	O	40	Char	Building Name_Number			
A0007	O	40	Char	Dependent Thoroughfare			
A0008	O	40	Char	Thoroughfare			
A0009	O	40	Char	Double Dependent Locality			
A0010	O	40	Char	Dependent Locality			
A0011	O	40	Char	Post Town			
A0012	O	40	Char	County			
A0013	M	10	Char	Post Code			
A0015	X	7	Integer	Grid Co-ord X			
A0016	X	7	Integer	Grid Co-ord Y			
A0017	X	7	Integer	Grid Co-ord Z			
A0018	X	12	Char	Unique Property – Reference Number			

1.2.2.5.2 Contact Mechanism		0 to many (per Name per Transaction)		***Record not Required***			
Attribute Number	Optional or Mandatory	Field Length	Field Format	Description	Key	Rules	MDD or TDD
A0177	M	5	Char	Record Identifier		CONTM	MDD
A0049	M	5	Char	Contact Mechanism Code	*		
A0106	M	100	Char	Contact Mechanism Value			

1.2.3 Market Participant		0 to 1 (per Meter Point)		***Record is mandatory where A0167 = CoS or CA.***			
Attribute Number	Optional or Mandatory	Field Length	Field Format	Description	Key	Rules	MDD or TDD
A0177	M	5	Char	Record Identifier		MKPRT	MDD
A0126	M	5	Char	Role Code	*	Values: MAM – Meter Asset Manager	MDD
A0064	M	3	Char	Market Participant Abbreviated Name	*	Name of existing MAM. For full list of values, see section 5.1	MDD

1.2.4 Name		0 to many (per Asset)		***Record not Required***			
Attribute Number	Optional or Mandatory	Field Length	Field Format	Description	Key	Rules	MDD or TDD
A0177	M	5	Char	Record Identifier		NAME	MDD
A0107	M	5	Char	Person Type Code	*		
A0088	O	6	Char	Title	*		
A0089	O	4	Char	Initials			
A0090	M	30	Char	Surname			
A0100	O	100	Char	Person Notes			
A0101	O	30	Char	Access Password			

1.2.4.1 Address		0 to 1 (per Name per Meter Point)		***Record not Required***			
Attribute Number	Optional or Mandatory	Field Length	Field Format	Description	Key	Rules	MDD or TDD
A0177	M	5	Char	Record Identifier		ADDRS	MDD
A0102	M	5	Char	Address Type Code	*		
A0003	O	210	Char	Address Text			
A0004	O	40	Char	Sub Building Name_Number			
A0006	O	40	Char	Building Name_Number			
A0007	O	40	Char	Dependent Thoroughfare			
A0008	O	40	Char	Thoroughfare			
A0009	O	40	Char	Double Dependent Locality			
A0010	O	40	Char	Dependent Locality			
A0011	O	40	Char	Post Town			
A0012	O	40	Char	County			
A0013	M	10	Char	Post Code			
A0015	X	7	Integer	Grid Co-ord X			
A0016	X	7	Integer	Grid Co-ord Y			
A0017	X	7	Integer	Grid Co-ord Z			
A0018	X	12	Char	Unique Property – Reference No.			

1.2.4.2 Contact Mechanism		0 to many (per name, per Transaction)		***Record not Required***			
Attribute Number	Optional or Mandatory	Field Length	Field Format	Description	Key	Rules	MDD or TDD
A0177	M	5	Char	Record Identifier		CONTM	MDD
A0049	M	5	Char	Contact Mechanism Code	*		
A0106	M	100	Char	Contact Mechanism Value			

1.2.4.3 Care Details		0 to 1 (per Name per Transaction)		***Record not Required***			
Attribute Number	Optional or Mandatory	Field Length	Field Format	Description	Key	Rules	MDD or TDD
A0177	M	5	Char	Record Identifier		CARE	MDD
A0039	M	2	Char	Care Category Code			

2.14 Portfolio De-appointment Request

A de-appointment request must be sent if a Supplier wishes to cease renting a regulated meter(Gas Act Owner = GT). The request can be sent at any time, but must be received at least by [20:00] on the day before the de-appointment effective date.
A de-appointment requests can be sent 180 days prior to the intended de-appointment date. Retrospective de-appointment requests will fail validation, including requests on D.

Retrospective de-appointment requests are only acceptable if the property has been demolished and there is a specific Transaction Type Reason Code to identify this scenario.

Provision, maintenance, rental and (where applicable) installation charges will cease from the day before the de-appointment effective date or the meter removal date.
If the transaction is attempting to cancel an appointment this can only be done prior to the effective date on that appointment. Once the effective date has been reached then a de-appointment transaction must be submitted. Retrospective de-appointment requests will fail validation, including requests on D.

Batch file de-appointment requests must include the following information as a minimum:

Record	Information
Transaction	Record identifier (TRANS) Transaction Reference Transaction Type Code (e.g. DEAPP) Transaction Type Reason Code (e.g. COS) Effective To Date
Meter Point	Record Identifier (MTPNT) MPR

Change of MAM (MAM to MAM communications)

Where Transco Metering is de-appointed using a transaction type reason code of "CA" (Change of Agent) the new MAM is responsible for notifying Transco Metering of the asset removal and the location from where the asset can be collected. The format of the MAM to MAM communications is to be agreed before industry cutover.

Sale of Installation Kit

Where a Supplier has elected to retain Transco Metering's installation kit when de-appointing Transco Metering as its MAM, Transco Metering will, on a monthly basis, manually invoice the consumer for the number of installation kits retained. This is done by totalling the number of de-appointments during the month with the Transaction Type reason code of "CA".

Where the reason for the de-appointment is the result of the consumer having removed the meter, the Supplier may inform Transco Metering by using the Transaction Type reason code of "CM". This will ensure that the Supplier is not charged for the corresponding installation kit. The return of the installation kit is the subject of discussions between Transco Metering and the End Consumer.

The various scenarios and the correct Transaction Type Reason Code and Status Code to be used are detailed in the table below.

Scenario	**Transaction Type Reason Code (A0167)**
Meter disconnected/removed	DE
MPRN lost through the Change of Supplier process	COS
Responsibility for the meter has changed to a new Meter Asset Manager (exchange from regulated to competitive)	CA
Responsibility for the meter has changed to a new Meter Asset Manager (exchange from regulated to consumer owned meter)	CM
Supplier Contract ceased due to change of tenancy	COT
Premises have been or are scheduled to be demolished. NB this is the only scenario that a retrospective transaction will be accepted	DEMO
End of Tenancy - to be used where there is no incoming tenant and therefore no incoming Supplier	EOT
Duplicate MPRN(query must be raised regarding charges) Transco Metering would expect that the supplier will have instigated a query prior to the de-appointment submission. Cross Ref REP query in section 1 Queries & Invoicing Volume.	DPL

Cancelling a De-appointment Request

Where a Supplier wished to cancel a de-appointment request, this can only be done prior to the de-appointment effective date. To cancel a de-appointment request a supplier must send the opposite transaction, i.e. The supplier must submit an appointment request with the transaction status code of “CANCL”, a the same transaction type reason code from the original request and a effective to date(A0082) which matches that of the original de-appointment request.

Scenario	**Transaction Type Reason Code (A0167)**	**Transaction Status Code (A0142)**
Cancel a de-appointment submitted in error	Repeat the Transaction Type Reason Code quoted on the de-appointment request	CANCL

2.15 Portfolio De-Appointment Data Hierarchy

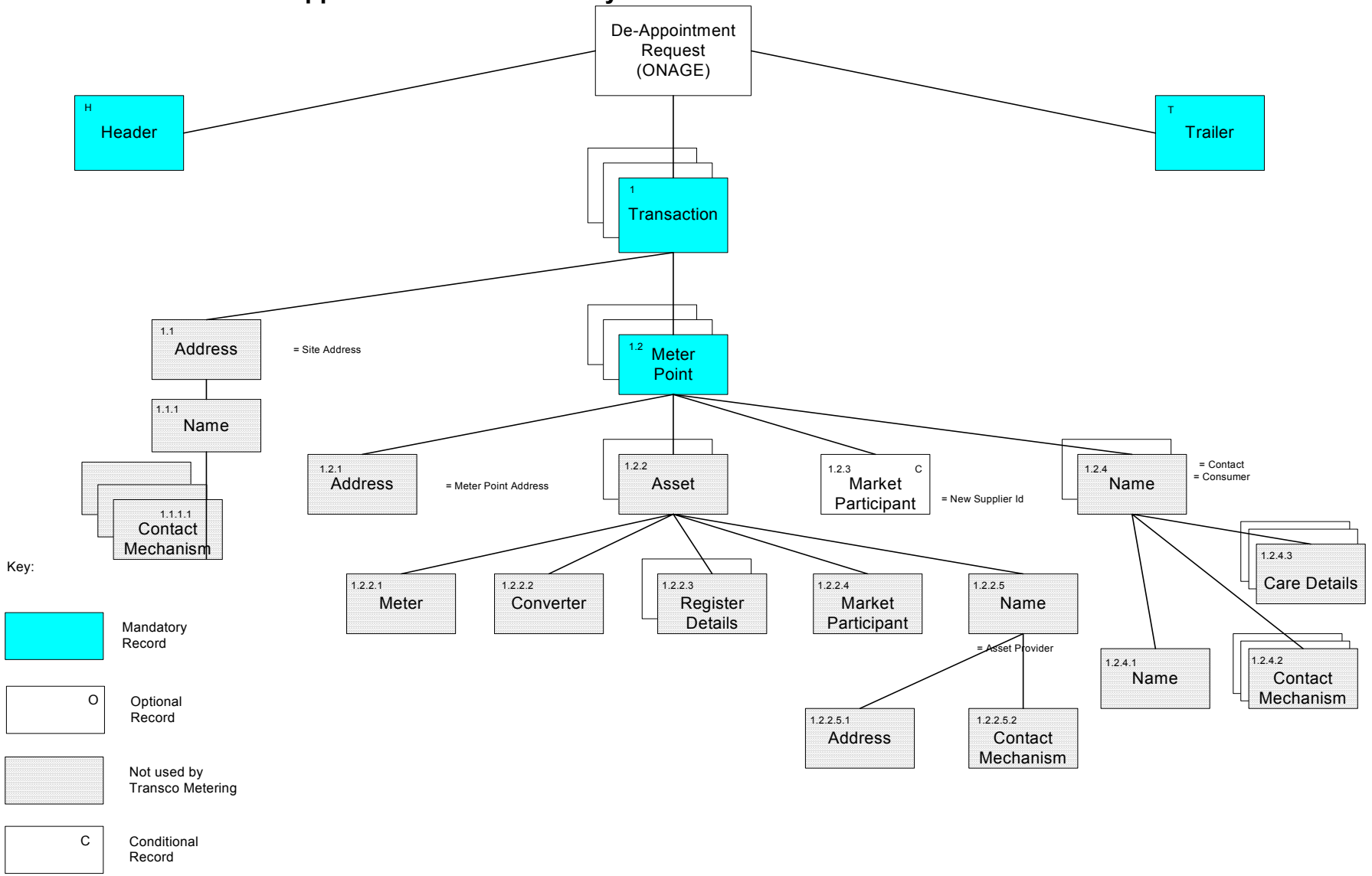

2.16 De-Appointment Flow File Format (ONAGE)

1 Transaction		1 to many (per File)		***Mandatory Record***			
Attribute Number	Optional or Mandatory	Field Length	Field Format	Description	Key	Rules	MDD or TDD
A0177	M	5	Char	Record Identifier		TRANS	MDD
A0055	M	15	Char	Transaction Reference		A unique reference	
A0056	X	210	Char	Transaction Comment			
A0053	X	25	Char	Contract Reference		Not required for de-appointment	
A0144	M	5	Char	Transaction Type Code	*	Value: DEAPP – De-appointment	MDD
A0167	M	5	Char	Transaction Type Reason Code	*	Values: CA - Change of Agent, DE – Disconnection, DEMO – Demolition, COS - Change of Supplier, COT – Change of Tenancy, DPL – Duplicate, EOT – End of Tenancy CM – Customer Removed Meter	MDD
A0058	X	15	Char	Cross-Ref Other Internal Job Reference			
A0122	X	15	Char	Cross-Ref Other External Job Reference			
A0142	O	5	Char	Transaction Status Code		CANCL – Requestor Cancels (Only used to cancel an appointment request)	MDD
A0057	X	5	Char	Transaction Status Change Reason Code			
A0161	X	1	Char	Market Sector Code			MDD
A0166	X	8	Date	Date of Notice			
A0068	X	5	Char	Registration Body			
A0069	X	20	Char	Registration Reference			MDD
A0081	X	8	Date	Effective From Date			
A0082	M	8	Date	Effective To Date		The effective date of the de-appointment.	

1.1 Address		0 to 1 (per transaction)		***Record not required***			
Attribute Number	Optional or Mandatory	Field Length	Field Format	Description	Key	Rules	MDD or TDD
A0177	M	5	Char	Record Identifier		ADDRS	MDD
A0102	X	5	Char	Address Type Code	*		
A0003	M	210	Char	Address Text			
A0004	O	40	Char	Sub Building Name_Number			
A0006	O	40	Char	Building Name_Number			
A0007	O	40	Char	Dependent Thoroughfare			
A0008	O	40	Char	Thoroughfare			
A0009	O	40	Char	Double Dependent Locality			
A0010	O	40	Char	Dependent Locality			
A0011	O	40	Char	Post Town			
A0012	O	40	Char	County			
A0013	M	10	Char	Post Code			
A0015	X	7	Integer	Grid Co-ord X			
A0016	X	7	Integer	Grid Co-ord Y			
A0017	X	7	Integer	Grid Co-ord Z			
A0018	O	12	Char	Unique Property – Reference No.			

1.1.1 Name		0 to 1 (per related Asset)		***Record not required***			
Attribute Number	Optional or Mandatory	Field Length	Field Format	Description	Key	Rules	MDD or TDD
A0177	M	5	Char	Record Identifier		NAME	MDD
A0107	M	5	Char	Person Type Code			
A0088	O	6	Char	Title			
A0089	O	4	Char	Initials			
A0090	O	30	Char	Surname			
A0100	X	100	Char	Person Notes			
A0101	X	30	Char	Access Password			

1.1.1.1 Contact Mechanism		0 to many (per related Name)		***Record not required***			
Attribute Number	Optional or Mandatory	Field Length	Field Format	Description	Key	Rules	MDD or TDD
A0177	M	5	Char	Record Identifier		CONTM	MDD
A0049	M	5	Char	Contact Mechanism Code			
A0106	M	100	Char	Contact Mechanism Value			

1.2 Meter Point		1 (per Transaction)		***Mandatory Record***			
Attribute Number	Optional or Mandatory	Field Length	Field Format	Description	Key	Rules	MDD or TDD
A0177	M	5	Char	Record Identifier		MTPNT	MDD
A0178	X	5	Char	Data Update Code			MDD
A0072	M	10	Integer	Meter Point Reference Number			
A0076	O	1	Char	Meter Link Code	*	**F (Freestanding)**	MDD
A0077	X	2	Char	Meter Point Status	*		MDD
A0059	X	2	Char	Location Code			MDD
A0157	X	100	Char	Meter Point Location Notes			
A0075	X	210	Char	Access Instructions			
A0074	X	9,6	Number	Conversion Factor			
A0073	X	8	Date	Last Inspection Date			
A0164	X	9,3	Number	Metering Pressure			

1.2.1 Address		0 to 1 (per Meter Point)		***Record not required***			
Attribute Number	Optional or Mandatory	Field Length	Field Format	Description	Key	Rules	MDD or TDD
A0177	M	5	Char	Record Identifier		ADDRS	MDD
A0102	M	5	Char	Address Type Code	*		
A0003	O	210	Char	Address Text			
A0004	O	40	Char	Sub Building Name_Number			
A0006	O	40	Char	Building Name_Number			
A0007	O	40	Char	Dependent Thoroughfare			
A0008	O	40	Char	Thoroughfare			
A0009	O	40	Char	Double Dependent Locality			
A0010	O	40	Char	Dependent Locality			
A0011	O	40	Char	Post Town			
A0012	O	40	Char	County			
A0013	M	10	Char	Post Code			
A0015	X	7	Integer	Grid Co-ord X			
A0016	X	7	Integer	Grid Co-ord Y			
A0017	X	7	Integer	Grid Co-ord Z			
A0018	X	12	Char	Unique Property – Reference Number			

1.2.2 Asset		1 (per Transaction)		***Record not required***			
Attribute Number	Optional or Mandatory	Field Length	Field Format	Description	Key	Rules	MDD or TDD
A0177	M	5	Char	Record Identifier		ASSET	MDD
A0178	X	5	Char	Data Update Code			
A0144	M	5	Char	Transaction Type Code			
A0024	M	5	Char	Asset Class Code			
A0109	O	10	Char	Product Id			
A0163	O	5	Char	Payment Method code			
A0083	O	10	Char	Model Code			
A0060	O	3	Char	Manufacturer Code			
A0021	O	4	Integer	Year of Manufacture			
A0022	O	14	Char	Serial Number			
A0059	O	2	Char	Location Code			
A0158	O	100	Char	Asset Location Notes			
A0037	O	2	Char	Asset Status Code			

1.2.2.1 Meter		0 to 1 (per Asset)		***Record not required***			
Attribute Number	Optional or Mandatory	Field Length	Field Format	Description	Key	Rules	MDD or TDD
A0177	M	5	Char	Record Identifier		METER	MDD
A0178	X	5	Char	Data Update Code			
A0025	O	5	Char	Meter Type Code			
A0085	O	5	Char	Meter Mechanism code			
A0112	O	10,4	Number	Measuring Capacity			
A0079	X	1	Char	Meter Usage Code			
A0044	O	5	Char	Collar Status Code			
A0149	X	8	Date	OAMI Inspection Date			
A0126	O	5	Char	Role Code			
A0160	X	8	Date	Last Refurbished Date			
A0194	X	7,2	Number	Pulse Value			

1.2.2.2 Converter		0 to 1 (per Asset)		***Record not required***			
Attribute Number	Optional or Mandatory	Field Length	Field Format	Description	Key	Rules	MDD or TDD
A0177	M	5	Char	Record Identifier		CONVE	MDD
A0178	X	5	Char	Data Update Code			
A0036	O	5	Char	Conversion basis Code			
A0027	O	9,6	Number	Converter Conversion factor			

1.2.2.3 Register Details		0 to 2 (per registering Asset)		*Record not required*			
Attribute Number	Optional or Mandatory	Field Length	Field Format	Description	Key	Rules	MDD or TDD
A0177	M	5	Char	Record Identifier		REGST	MDD
A0178	X	5	Char	Data Update Code			
A0124	M	5	Char	Register Type Code			
A0121	O	2	Integer	Number of Dials or Digits			
A0123	O	5	Char	Units of Measure			
A0120	O	6,3	Number	Multiplication factor			

1.2.2.4 Market Participant		0 to 1 (per Asset)		*Record not required*			
Attribute Number	Optional or Mandatory	Field Length	Field Format	Description	Key	Rules	MDD or TDD
A0177	M	5	Char	Record Identifier		MKPRT	MDD
A0126	M	5	Char	Role Code			
A0064	M	3	Char	Market Participant Abbreviated Name			

1.2.2.5 Name		0 to 1 (per Asset)		*Record not required*			
Attribute Number	Optional or Mandatory	Field Length	Field Format	Description	Key	Rules	MDD or TDD
A0177	M	5	Char	Record Identifier		NAME	MDD
A0107	M	5	Char	Person Type Code			
A0088	O	6	Char	Title			
A0089	O	4	Char	Initials			
A0090	O	30	Char	Surname			
A0100	X	100	Char	Person Notes			
A0101	X	30	Char	Access Password			

1.2.2.5.1 Address		0 to 1 (for each name related to the Asset)		*Record not required*			
Attribute Number	Optional or Mandatory	Field Length	Field Format	Description	Key	Rules	MDD or TDD
A0177	M	5	Char	Record Identifier		ADDRS	MDD
A0102	M	5	Char	Address Type Code			
A0003	O	210	Char	Address Text			
A0004	O	40	Char	Sub Building Name_Number			
A0006	O	40	Char	Building Name_Number			
A0007	O	40	Char	Dependent Thoroughfare			
A0008	O	40	Char	Thoroughfare			
A0009	O	40	Char	Double Dependent Locality			
A0010	O	40	Char	Dependent Locality			
A0011	O	40	Char	Post Town			
A0012	O	40	Char	County			
A0013	M	10	Char	Post Code			
A0015	X	7	Integer	Grid Co-ord X			
A0016	X	7	Integer	Grid Co-ord Y			
A0017	X	7	Integer	Grid Co-ord Z			
A0018	X	12	Char	Unique Property –			

				Reference Number			

1.2.2.5.2 Contact Mechanism		0 to many (per Name per Transaction)		***Record not required***			
Attribute Number	Optional or Mandatory	Field Length	Field Format	Description	Key	Rules	MDD or TDD
A0177	M	5	Char	Record Identifier		CONTM	MDD
A0049	M	5	Char	Contact Mechanism Code			MDD
A0106	M	100	Char	Contact Mechanism Value			

1.2.3 Market Participant		0 to 1 (per Meter Point)		***Record is mandatory where COS – the new Supplier must be provided***			
Attribute Number	Optional or Mandatory	Field Length	Field Format	Description	Key	Rules	MDD or TDD
A0177	M	5	Char	Record Identifier		MKPRT	MDD
A0126	M	5	Char	Role Code	*	Value: SUP(New Supplier)	MDD
A0064	M	3	Char	Market Participant Abbreviated Name		For full list of values, see section 5.1	MDD

1.2.4 Name		0 to many (per Meter Point)		***Record not required***			
Attribute Number	Optional or Mandatory	Field Length	Field Format	Description	Key	Rules	MDD or TDD
A0177	M	5	Char	Record Identifier		NAME	MDD
A0107	M	5	Char	Person Type Code			
A0088	O	6	Char	Title			
A0089	O	4	Char	Initials			
A0090	O	30	Char	Surname			
A0100	O	100	Char	Person Notes			
A0101	O	30	Char	Access Password			

1.2.4.1 Address		0 to 1 (per Name per Meter Point)		***Record not required***			
Attribute Number	Optional or Mandatory	Field Length	Field Format	Description	Key	Rules	MDD or TDD
A0177	M	5	Char	Record Identifier		ADDRS	MDD
A0102	M	5	Char	Address Type Code			
A0003	O	210	Char	Address Text			
A0004	O	40	Char	Sub Building Name_Number			
A0006	O	40	Char	Building Name_Number			
A0007	O	40	Char	Dependent Thoroughfare			
A0008	O	40	Char	Thoroughfare			
A0009	O	40	Char	Double Dependent Locality			
A0010	O	40	Char	Dependent Locality			
A0011	O	40	Char	Post Town			
A0012	O	40	Char	County			
A0013	M	10	Char	Post Code			
A0015	X	7	Integer	Grid Co-ord X			
A0016	X	7	Integer	Grid Co-ord Y			
A0017	X	7	Integer	Grid Co-ord Z			
A0018	X	12	Char	Unique Property –			

				Reference No.			

1.2.4.2 Contact Mechanism		0 to many (per name, per Meter Point)		***Record not required***			
Attribute Number	Optional or Mandatory	Field Length	Field Format	Description	Key	Rules	MDD or TDD
A0177	M	5	Char	Record Identifier		CONTM	MDD
A0049	M	5	Char	Contact Mechanism Code			MDD
A0106	M	100	Char	Contact Mechanism Value			

1.2.4.3 Care Details		0 to 1 (for each Name associated to a Meter Point)		***Record not required***			
Attribute Number	Optional or Mandatory	Field Length	Field Format	Description	Key	Rules	MDD or TDD
A0177	M	5	Char	Record Identifier		CARE	MDD
A0039	M	2	Char	Care Category Code			MDD

2.17 Provide Metering Details

Once an appointment request has been accepted, metering details are provided via ONUPD. This file will normally be sent the day following acceptance of the appointment request, so the earlier the appointment request is submitted, the earlier ONUPD will be received.

Exceptions occur when:

- A new meter has been requested (A0167 = Fix)
- The MPRN is already "owned" by two or more Suppliers (potential triple appointment) Appointment request accepted where further clarification required prior to Appointment date (in the case where A0167 = FINDAS, further clarification may be necessary)

New Meter

In this scenario, the appointment request has been sent on or around the same time as the submission of a request for meter installation. The Transaction Reason Code is specified as FIX, which automatically suppresses the ONUPD file until the meter has been installed. Once the installation has been carried out, Transco will send a Works Notification (See Section 2 Asset Works & Works Notifications Volume - ONJOB) and this will trigger the transmission of ONUPD within [2] days of the installation being completed.

Dual Appointees

Where two Suppliers have submitted appointment requests and neither has de-appointed, both Suppliers are invoiced. A report is sent weekly to both Suppliers notifying them that dual billing is occurring. The format of this report is as follows:

Meter Point Reference	Asset	Supplier 1 (1st appointed Supplier)	Supplier 2 (2nd appointed Supplier)	Date Causing Dual Billing	Date Ending Dual Billing
<MPRN>	<SERIAL NO>	<APPOINTEE 1>	<APPOINTEE 2>	DD/MM/YYYY	DD/MM/YYYY

The dual billing report will be sent out to suppliers on a weekly basis, manually by Customer Services via Email.

In the scenario where more than 2 Suppliers submits an appointment request there will be a delay before ONUPD can be submitted. Transco Metering will notify all affected Suppliers in order for them to liaise with each other to establish who should be appointed. Where the delay means that ONUPD cannot be issued in time for the new Supplier to organise meter-reading activities, then Transco will ensure that the relevant information is supplied, albeit that this may be a manual process.

Appointment request accepted where further clarification required prior to D.

Where an appointment request has been accepted, but has generated an exception, the exception must be resolved before the submission of the ONUPD file. Suppliers will be contacted by Customer Services in order to resolve the exception prior to D.

Data mismatch identified - highlighted in ONUPD – appointment processed

If the Supplier has been advised that there is a mismatch between the data supplied in ONAGE and the data held on the Rainbow System, then ONUPD will contain the data held on the Rainbow System with the comments" asset data mismatch" which will be held in A0056 Transaction Comment . Any subsequent changes will be notified by submitting a further ONUPD. This second ONUPD will be sent as soon as reasonably practical following the day of appointment.

2.18 Notify Metering Details Post Appointment – ONUPD

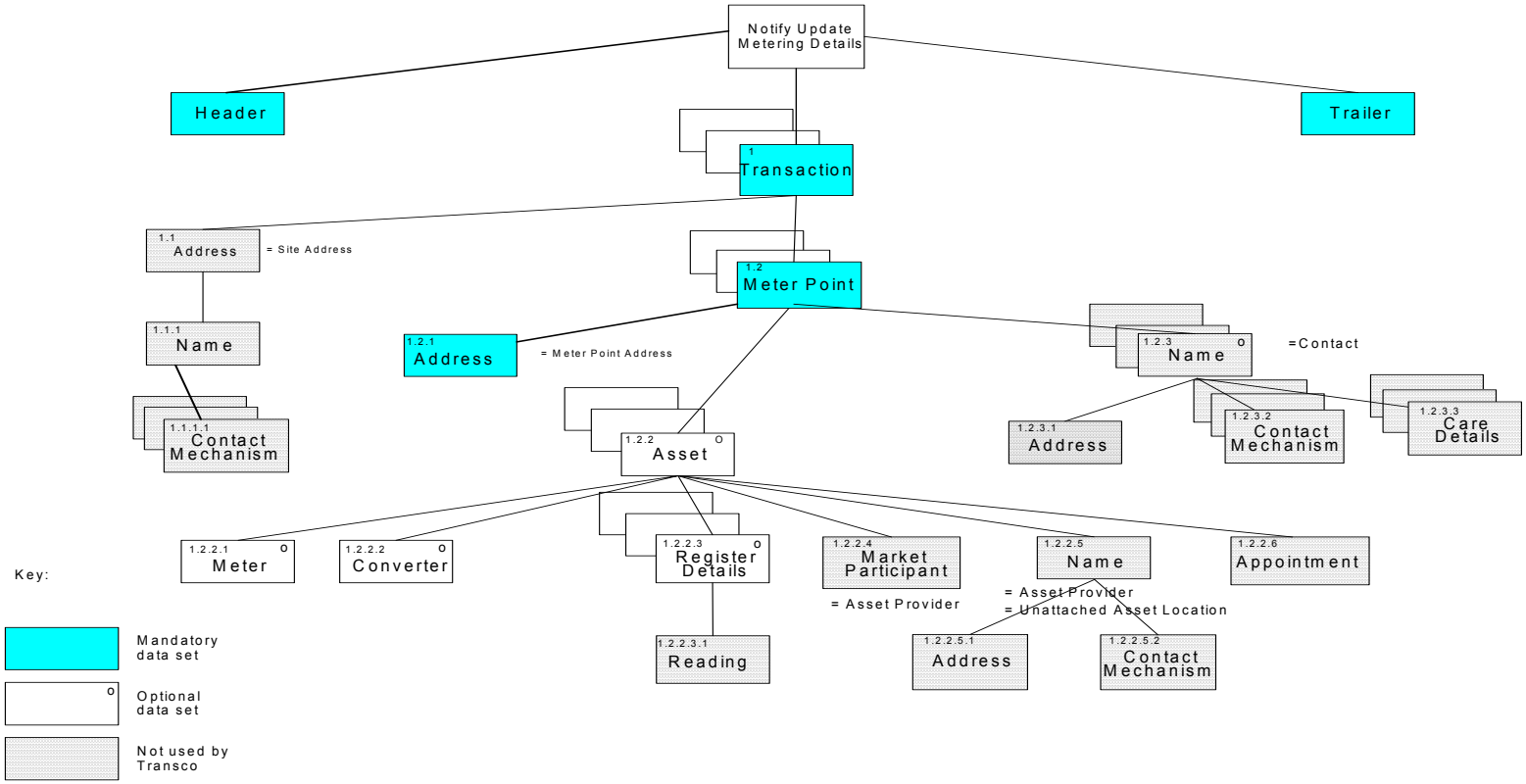

2.19 Notify Metering Details Post Appointment File Format (ONUPD)

The following ONUPD file format has been amended to reflect Rainbow Functionality and proposed Rainbow System enhancements as from 26th September 2005

1 Transaction		1 to many (per File)		***Mandatory Record***			
Attribute Number	Optional or Mandatory	Field Length	Field Format	Description	Key	Rules	MDD or TDD
A0177	M	5	Char	Record Identifier		TRANS	MDD
A0055	M	15	Char	Transaction Reference		Appointment transaction reference	
A0056	C	210	Char	Transaction Comment	✲	Mandated where a data mismatch occurs, notifies with the text "Asset Data Mismatch"	
A0053	M	25	Char	Contract Reference		Provision and Maintenance Contract	
A0144	M	5	Char	Transaction Type Code	✲	Values: APPNT - Appointment	MDD
A0167	M	5	Char	Transaction Type Reason Code		Values: CA – Change of Agent COS – Change of Supplier, FIX – New fix meter, FNDAS – Found asset, NEWCN – New connection	MDD
A0058	X	15	Char	Cross-Ref Other Internal Job Reference			
A0122	X	15	Char	Cross-Ref Other External Job Reference			
A0142	X	5	Char	Transaction Status Code			MDD
A0057	X	5	Char	Transaction Status Change Reason Code			
A0161	M	1	Char	Market Sector Code	✲	D (Domestic as defined by the Utility Act), I (Industrial as defined by the Utility Act).	MDD
A0166	X	8	Date	Date of Notice			
A0068	X	5	Char	Registration Body			
A0069	X	20	Char	Registration Reference			MDD
A0081	M	8	Date	Effective From Date		Confirmation of effective date, taken from Appointment Request (ONAGE)	
A0082	X	8	Date	Effective To Date			

1.1 Address		0 to 1 (per Transaction)		***Record Not Sent***			
Attribute Number	Optional or Mandatory	Field Length	Field Format	Description	Key	Rules	MDD or TDD
A0177	M	5	Char	Record Identifier		ADDRS	MDD
A0102	M	5	Char	Address Type Code	✲	Indicates that it is a site address	MDD

						address. Value: 'Site'.	
A0003	O	210	Char	Address Text			
A0004	O	40	Char	Sub Building Name_Number			
A0006	O	40	Char	Building Name_Number			
A0007	O	40	Char	Dependent Thoroughfare			
A0008	O	40	Char	Thoroughfare			
A0009	O	40	Char	Double Dependent Locality			
A0010	O	40	Char	Dependent Locality			
A0011	O	40	Char	Post Town			
A0012	O	40	Char	County			
A0013	M	10	Char	Post Code			
A0015	X	7	Integer	Grid Co-ord X			
A0016	X	7	Integer	Grid Co-ord Y			
A0017	X	7	Integer	Grid Co-ord Z			
A0018	X	12	Char	Unique Property – Reference No.			

1.1.1 Name		0 to 1 (per Transaction)		***Record Not Sent***			
Attribute Number	Optional or Mandatory	Field Length	Field Format	Description	Key	Rules	MDD or TDD
A0177	M	5	Char	Record Identifier		NAME	MDD
A0107	M	5	Char	Person Type Code			
A0088	O	6	Char	Title			
A0089	O	4	Char	Initials			
A0090	O	30	Char	Surname			
A0100	O	100	Char	Person Notes			
A0101	O	30	Char	Access Password			

1.1.1.1 Contact Mechanism		0 to many (per Name per Transaction)		***Record Not Sent***			
Attribute Number	Optional or Mandatory	Field Length	Field Format	Description	Key	Rules	MDD or TDD
A0177	M	5	Char	Record Identifier		CONTM	MDD
A0049	M	5	Char	Contact Mechanism Code			
A0106	M	100	Char	Contact Mechanism Value			

1.2 Meter Point		1 to many (per Transaction)		***Mandatory Record*** ***N.B. All available information will be provided***			
Attribute Number	Optional or Mandatory	Field Length	Field Format	Description	Key	Rules	MDD or TDD
A0177	M	5	Char	Record Identifier		MTPNT	MDD
A0178	X	5	Char	Data Update Code			MDD
A0072	M	10	Integer	Meter Point Reference Number			
A0076	O	1	Char	Meter Link Code	✲	**F (Freestanding)**	MDD
A0077	O	2	Char	Meter Point Status	✲	Defaulted to "LI" - Live	MDD
A0059	X	2	Char	Location Code			

A0157	X	100	Char	Meter Point Location Notes			
A0075	X	210	Char	Access Instructions			
A0074	M	9,6	Number	Conversion Factor		Values: 0.000001 to 999.999999	
A0073	X	8	Date	Last Inspection Date			
A0164	X	9,3	Number	Metering Pressure			

1.2.1 Address		1 to 1 (for each Meter Point)		***Mandatory Record, All information held by Rainbow will be provided***			
Attribute Number	Optional or Mandatory	Field Length	Field Format	Description	Key	Rules	MDD or TDD
A0177	M	5	Char	Record Identifier		ADDRS	MDD
A0102	M	5	Char	Address Type Code	*	Value: MTRPT. Identifies this as a 'Meter Point Address'.	MDD
A0003	O	210	Char	Address Text			
A0004	O	40	Char	Sub Building Name_Number	*	This or the next field should be populated.	
A0006	O	40	Char	Building Name_Number	*	This or the previous field should be populated.	
A0007	O	40	Char	Dependent Thoroughfare	*	This or the next field should be populated.	
A0008	O	40	Char	Thoroughfare	*	This or the previous field should be populated.	
A0009	O	40	Char	Double Dependent Locality			
A0010	O	40	Char	Dependent Locality			
A0011	O	40	Char	Post Town	*	This should be provided.	
A0012	X	40	Char	County			
A0013	M	10	Char	Post Code	*	This must be provided.	
A0015	X	7	Integer	Grid Co-ord X			
A0016	X	7	Integer	Grid Co-ord Y			
A0017	X	7	Integer	Grid Co-ord Z			
A0018	X	12	Char	Unique Property – Reference No.			

1.2.2 Asset		0 to many (per Meter Point)		***All available information will be provided***			
Attribute Number	Optional or Mandatory	Field Length	Field Format	Description	Key	Rules	MDD or TDD
A0177	M	5	Char	Record Identifier		ASSET	MDD
A0178	O	5	Char	Data Update Code		When incoming serial number is better than serial number held in rainbow then "UPDTE" will be used. For full details of "Better than" validation, see validation document.	MDD
A0144	M	5	Char	Transaction Type Code	*	Value: APPNT - Appointment	MDD
A0024	M	5	Char	Asset Class Code	*	Values: CONVR (Converter), DTLGR (Datalogger), METER (Meter),	MDD

A0109	X	10	Char	Product Id			MDD
A0163	O	5	Char	Payment Method code	*	Values: CR - Credit, PP - Prepayment.	MDD
A0083	O	10	Char	Model Code			MDD
A0060	O	3	Char	Manufacturer Code			MDD
A0021	O	4	Integer	Year of Manufacture			
A0022	C	14	Char	Serial Number	*	Mandatory	
A0059	O	2	Char	Location Code		Will always be provided where available	MDD
A0158	C	100	Char	Asset Location Notes		Mandated whereA0059 = Other	
A0037	O	2	Char	Asset Status Code	*	Will always be provided where available	

1.2.2.1 Meter		0 to 1 (per Asset)		***Optional, but all available information will be provided***			
Attribute Number	Optional or Mandatory	Field Length	Field Format	Description	Key	Rules	MDD or TDD
A0177	M	5	Char	Record Identifier		METER	MDD
A0178	X	5	Char	Data Update Code			
A0025	O	5	Char	Meter Type Code	*	Values: D - Diaphragm of Unknown material, L - Leather Diaphragm, R - Rotary, S - Synthetic Diaphragm, T - Turbine, U - Ultrasonic, Z - Unknown.	MDD
A0085	O	5	Char	Meter Mechanism code	*	Will always be provided where available	
A0112	O	10,4	Number	Measuring Capacity		Values: **0 to 999999.999**	
A0079	X	1	Char	Meter Usage Code	*		
A0044	O	5	Char	Collar Status Code		Will always be provided where available	
A0149	O	8	Date	OAMI Inspection Date		Will always be provided where available	
A0126	O	5	Char	Role Code		Will be defaulted to T	
A0160	X	8	Date	Last Refurbished Date			
A0194	X	7,2	Number	Pulse Value			

1.2.2.2 Converter		0 to 1 (per Asset)		***Optional Record – will always be sent where converter present***			
Attribute Number	Optional or Mandatory	Field Length	Field Format	Description	Key	Rules	MDD or TDD
A0177	M	5	Char	Record Identifier		CONVE	MDD
A0178	O	5	Char	Data Update Code	*	Must indicate there are changes.	
A0036	O	5	Char	Conversion Basis Code		Will always be provided where available	
A0027	O	9,6	Number	Converter Conversion factor		Will always be provided where available	

1.2.2.3 Register Details		0 to 2 (per Registering Asset)		***Optional Record***			
Attribute Number	Optional or Mandatory	Field Length	Field Format	Description	Key	Rules	MDD or TDD
A0177	M	5	Char	Record Identifier		REGST	MDD
A0178	X	5	Char	Data Update Code			
A0124	M	5	Char	Register Type Code	*	Values: CORR – Corrected Converter Register, METER – Meter Register, UNCOR – Uncorrected Converter Register	MDD
A0121	O	2	Integer	Number of Dials or Digits		Will always be provided where available	
A0123	O	5	Char	Units of Measure	*	Values: SCFH (Standard cubic Feet per Hour), SCMH (Standard cubic Meters per Hour).	MDD
A0120	O	6,3	Number	Multiplication factor		The multiplication factor to apply to the resultant index advance indicated by the current reading. Examples 0.1, 1, 10,100,1000	

1.2.2.3.1 Reading		0 to 1 (per Register Details)		***Record Not Sent***			
Attribute Number	Optional or Mandatory	Field Length	Field Format	Description	Key	Rules	MDD or TDD
A0177	M	5	Char	Record Identifier		READG	MDD
A0031	O	8	Date	Reading Date			
A0034	O	2	Integer	Round the Clock			
A0033	M	12	Char	Reading Index			

1.2.2.4 Market Participant		0 to 1 (per Asset)		***Record Not Sent***			
Attribute Number	Optional or Mandatory	Field Length	Field Format	Description	Key	Rules	MDD or TDD
A0177	M	5	Char	Record Identifier		MKPRT	MDD
A0126	M	5	Char	Role Code			MDD
A0064	M	3	Char	Market Participant Abbreviated Name			MDD

1.2.2.5 Name		0 to 1 (per Asset)		***Record Not Sent***			
Attribute Number	Optional or Mandatory	Field Length	Field Format	Description	Key	Rules	MDD or TDD
A0177	M	5	Char	Record Identifier		NAME	MDD
A0107	M	5	Char	Person Type Code			
A0088	O	6	Char	Title			
A0089	O	4	Char	Initials			
A0090	O	30	Char	Surname			
A0100	X	100	Char	Person Notes			
A0101	X	30	Char	Access Password			

1.2.2.5.1 Address		0 to 1 (per each Name related to the Asset)		*Record Not Sent*			
Attribute Number	Optional or Mandatory	Field Length	Field Format	Description	Key	Rules	MDD or TDD
A0177	M	5	Char	Record Identifier		ADDRS	MDD
A0102	M	5	Char	Address Type Code			
A0003	O	210	Char	Address Text			
A0004	O	40	Char	Sub Building Name_Number			
A0006	O	40	Char	Building Name_Number			
A0007	O	40	Char	Dependent Thoroughfare			
A0008	O	40	Char	Thoroughfare			
A0009	O	40	Char	Double Dependent Locality			
A0010	O	40	Char	Dependent Locality			
A0011	O	40	Char	Post Town			
A0012	O	40	Char	County			
A0013	M	10	Char	Post Code			
A0015	X	7	Integer	Grid Co-ord X			
A0016	X	7	Integer	Grid Co-ord Y			
A0017	X	7	Integer	Grid Co-ord Z			
A0018	X	12	Char	Unique Property – Reference Number			

1.2.2.5.2 Contact Mechanism		0 to many (per Name per Transaction)		*Record Not Sent*			
Attribute Number	Optional or Mandatory	Field Length	Field Format	Description	Key	Rules	MDD or TDD
A0177	M	5	Char	Record Identifier		CONTM	MDD
A0049	M	5	Char	Contact Mechanism Code			MDD
A0106	M	100	Char	Contact Mechanism Value			

1.2.2.6 Appointment		0 to 1 (for each Asset)		*Record Not Sent*			
Attribute Number	Optional or Mandatory	Field Length	Field Format	Description	Key	Rules	MDD or TDD
A0177	M	5	Char	Record Identifier		APPNT	MDD
A0019	O	5	Char	Appointment Qualifier Code			MDD
A0138	M	8	Date	Appointment Date From			
A0139	O	8	Date	Appointment Date To			
A0019	O	5	Char	Appointment Qualifier Code			MDD
A0140	O	6	Char	Appointment Time From			
A0141	O	6	Char	Appointment Time To			

1.2.3 Name		0 to many (per Asset)		*Record Not Sent*			
Attribute Number	Optional or Mandatory	Field Length	Field Format	Description	Key	Rules	MDD or TDD

A0177	M	5	Char	Record Identifier		NAME	MDD
A0107	M	5	Char	Person Type Code			
A0088	O	6	Char	Title			
A0089	O	4	Char	Initials			
A0090	O	30	Char	Surname			
A0100	O	100	Char	Person Notes			
A0101	O	30	Char	Access Password			

1.2.3.1 Address		0 to 1 (for each name for a transaction)		***Record not sent***			
Attribute Number	Optional or Mandatory	Field Length	Field Format	Description	Key	Rules	MDD or TDD
A0177	M	5	Char	Record Identifier		ADDRS	MDD
A0102	M	5	Char	Address Type Code			MDD
A0003	O	210	Char	Address Text			
A0004	O	40	Char	Sub Building Name_Number			
A0006	O	40	Char	Building Name_Number			
A0007	O	40	Char	Dependent Thoroughfare			
A0008	O	40	Char	Thoroughfare			
A0009	O	40	Char	Double Dependent Locality			
A0010	O	40	Char	Dependent Locality			
A0011	O	40	Char	Post Town			
A0012	O	40	Char	County			
A0013	M	10	Char	Post Code			
A0015	X	7	Integer	Grid Co-ord X			
A0016	X	7	Integer	Grid Co-ord Y			
A0017	X	7	Integer	Grid Co-ord Z			
A0018	X	12	Char	Unique Property – Reference No.			

1.2.3.2 Contact Mechanism		0 to many (for each Name associated to a Meter Point)		***Record Not Sent***			
Attribute Number	Optional or Mandatory	Field Length	Field Format	Description	Key	Rules	MDD or TDD
A0177	M	5	Char	Record Identifier		CONTM	MDD
A0049	M	5	Char	Contact Mechanism Code	*		MDD
A0106	M	100	Char	Contact Mechanism Value			

1.2.3.3 Care Details		0 to many (for each Name associated to a Meter Point)		***Record Not Sent***			
Attribute Number	Optional or Mandatory	Field Length	Field Format	Description	Key	Rules	MDD or TDD
A0177	M	5	Char	Record Identifier		CARE	MDD
A0039	M	2	Char	Care Category Code			MDD

2.19.1 Provide Asset Details File Format - ONUPD

1 Transaction		1 to many (per File)		***Mandatory Record***			
Attribute Number	Optional or Mandatory	Field Length	Field Format	Description	Key	Rules	MDD or TDD
A0177	M	5	Char	Record Identifier		TRANS	MDD
A0055	M	15	Char	Transaction Reference		If the ONUPD is being sent as result of a data updates then this will be the original data update reference number, otherwise a unique reference number will be used	
A0056	O	210	Char	Transaction Comment			
A0053	M	25	Char	Contract Reference		Provision and Maintenenace Contract Ref	
A0144	M	5	Char	Transaction Type Code	*	Values: UPDTE – Update REPRT - Report	MDD
A0167	X	5	Char	Transaction Type Reason Code			TDD
A0058	X	15	Char	Cross-Ref Other Internal Job Reference			
A0122	X	15	Char	Cross-Ref Other External Job Reference			
A0142	X	5	Char	Transaction Status Code			MDD
A0057	X	5	Char	Transaction Status Change Reason Code			
A0161	M	1	Char	Market Sector Code	*	Values: D (Domestic), I (Industrial & Commercial) as defined by the Utility Act.	MDD
A0166	X	8	Date	Date of Notice			
A0068	X	5	Char	Registration Body			
A0069	X	20	Char	Registration Reference			
A0081	M	8	Date	Effective From Date		Will contain the date of the asset update where no invoice adjustment is required. Where an invoice adjustment is required this will be the Appointment Effective Date.	
A0082	X	8	Date	Effective To Date			

1.1 Address		0 to 1 (per transaction)		***Record not required***			
Attribute Number	Optional or Mandatory	Field Length	Field Format	Description	Key	Rules	MDD or TDD
A0177	M	5	Char	Record Identifier		ADDRS	MDD
A0102	M	5	Char	Address Type Code	*		

A0003	O	210	Char	Address Text			
A0004	O	40	Char	Sub Building Name_Number			
A0006	O	40	Char	Building Name_Number			
A0007	O	40	Char	Dependent Thoroughfare			
A0008	O	40	Char	Thoroughfare			
A0009	O	40	Char	Double Dependent Locality			
A0010	O	40	Char	Dependent Locality			
A0011	O	40	Char	Post Town			
A0012	O	40	Char	County			
A0013	M	10	Char	Post Code			
A0015	X	7	Integer	Grid Co-ord X			
A0016	X	7	Integer	Grid Co-ord Y			
A0017	X	7	Integer	Grid Co-ord Z			
A0018	X	12	Char	Unique Property – Reference No.			

1.1.1 Name		0 to 1 (per Transaction)		***Record not required***			
Attribute Number	Optional or Mandatory	Field Length	Field Format	Description	Key	Rules	MDD or TDD
A0177	M	5	Char	Record Identifier		NAME	MDD
A0107	M	5	Char	Person Type Code			
A0088	O	6	Char	Title			
A0089	O	4	Char	Initials			
A0090	O	30	Char	Surname			
A0100	O	100	Char	Person Notes			
A0101	O	30	Char	Access Password			

1.1.1.1 Contact Mechanism		0 to many (per Name per Transaction)		***Record not required***			
Attribute Number	Optional or Mandatory	Field Length	Field Format	Description	Key	Rules	MDD or TDD
A0177	M	5	Char	Record Identifier		CONTM	MDD
A0049	M	5	Char	Contact Mechanism Code			MDD
A0106	M	100	Char	Contact Mechanism Value			

1.2 Meter Point		1 (per transaction)		*Mandatory Record*			
Attribute Number	Optional or Mandatory	Field Length	Field Format	Description	Key	Rules	MDD or TDD
A0177	M	5	Char	Record Identifier		MTPNT	MDD
A0178	C	5	Char	Data Update Code		Mandated where the meter point dataset is updated Values: UPDTE (Updates contained within)	MDD
A0072	M	10	Integer	Meter Point Reference Number			
A0076	X	1	Char	Meter Link Code		**F (Freestanding)**	MDD
A0077	X	2	Char	Meter Point Status			
A0059	X	2	Char	Location Code			MDD
A0157	X	100	Char	Meter Point Location Notes			
A0075	X	210	Char	Access Instructions			
A0074	X	9,6	Number	Conversion Factor			
A0073	X	8	Date	Last Inspection Date			
A0164	X	9,3	Number	Metering Pressure			

1.2.1 Address		0 to 1 (per Meter Point)		*Optional Record – Will always be sent*			
Attribute Number	Optional or Mandatory	Field Length	Field Format	Description	Key	Rules	MDD or TDD
A0177	M	5	Char	Record Identifier		ADDRS	MDD
A0102	M	5	Char	Address Type Code	*	Value: MTRPT. Indicates that it is the 'Meter Point Address'.	MDD
A0003	O	210	Char	Address Text			
A0004	O	40	Char	Sub Building Name_Number	*	At least one of the next two fields should be provided.	
A0006	O	40	Char	Building Name_Number	*		
A0007	O	40	Char	Dependent Thoroughfare	*		
A0008	O	40	Char	Thoroughfare	*	At least this or the field above should be provided.	
A0009	O	40	Char	Double Dependent Locality			
A0010	O	40	Char	Dependent Locality			
A0011	O	40	Char	Post Town	*	This should be provided.	
A0012	X	40	Char	County			
A0013	M	10	Char	Post Code	*	This must be provided.	
A0015	X	7	Integer	Grid Co-ord X			
A0016	X	7	Integer	Grid Co-ord Y			
A0017	X	7	Integer	Grid Co-ord Z			
A0018	X	12	Char	Unique Property – Reference No.			

1.2.2 Asset		0 to many (per Meter Point)		***Optional Record – Will always be sent***			
Attribute Number	Optional or Mandatory	Field Length	Field Format	Description	Key	Rules	MDD or TDD
A0177	M	5	Char	Record Identifier		ASSET	MDD
A0178	C	5	Char	Data Update Code	*	Mandated where the dataset is updated Value: UPDTE(Updated contained within)	MDD
A0144	M	5	Char	Transaction Type Code	*	Value: UPDTE – Update REPRT – Report (If report then all other child datasets will also be reported information)	MDD
A0024	M	5	Char	Asset Class Code	*	Values: BYPAS (Bypass), CONVR (Converter), DTLGR (D9atalogger), METER (Meter)	MDD
A0109	X	10	Char	Product Id			MDD
A0163	O	5	Char	Payment Method code	*	Values: CR - Credit, PP - Prepayment.	MDD
A0083	O	10	Char	Model Code			MDD
A0060	O	3	Char	Manufacturer Code			MDD
A0021	O	4	Integer	Year of Manufacture			
A0022	O	14	Char	Serial Number			
A0059	O	2	Char	Location Code		Will always be provided where available	MDD
A0158	C	100	Char	Asset Location Notes		Mandated where A0059= Other	
A0037	O	2	Char	Asset Status Code		Will always be provided where available	

1.2.2.1 Meter		0 to 1 (per Asset)		***Optional Record – Will always be sent***			
Attribute Number	Optional or Mandatory	Field Length	Field Format	Description	Key	Rules	MDD or TDD
A0177	M	5	Char	Record Identifier		METER	MDD
A0178	C	5	Char	Data Update Code	*	Mandated where the dataset is updated Values: UPDTE - Update	
A0025	O	5	Char	Meter Type Code	*	Values: D - Diaphragm of Unknown material, L - Leather Diaphragm, R - Rotary, S - Synthetic Diaphragm, T - Turbine, U - Ultrasonic, Z - Unknown.	MDD
A0085	O	5	Char	Meter Mechanism code		Will always be provided where available	
A0112	O	10,4	Number	Measuring Capacity		Values: **0 to 999999.999**	
A0079	X	1	Char	Meter Usage Code			
A0044	O	5	Char	Collar Status Code	*	Values: B (Broken), I (Intact), Will always be provided where available	MDD
A0149	O	8	Date	OAMI Inspection Date		Will always be provided where available	
A0126	O	5	Char	Role Code		Will be defaulted to T	
A0160	X	8	Date	Last Refurbished Date			
A0194	X	7,2	Number	Pulse Value			

1.2.2.2 Converter		0 to 1 (per Asset)		***Optional Record – Will always be sent where converter present***			
Attribute Number	Optional or Mandatory	Field Length	Field Format	Description	Key	Rules	MDD or TDD
A0177	M	5	Char	Record Identifier		CONVE	MDD
A0178	X	5	Char	Data Update Code			
A0036	O	5	Char	Conversion basis Code		Will always be provided where available	
A0027	O	9,6	Number	Converter Conversion factor		Will always be provided where available	

1.2.2.3 Register Details		0 to 2 (per Registering Asset)		***Optional Record – Will always be sent***			
Attribute Number	Optional or Mandatory	Field Length	Field Format	Description	Key	Rules	MDD or TDD
A0177	M	5	Char	Record Identifier		REGST	MDD
A0178	C	5	Char	Data Update Code	*	Mandated where the dataset is updated Values: UPDTE - Update.	
A0124	M	5	Char	Register Type Code	*	Values: CORR – Corrected Converter Register, METER – Meter	MDD

						Register, UNCOR – Uncorrected Converter Register	
A0121	O	2	Integer	Number of Dials or Digits		Will always be provided where available	
A0123	O	5	Char	Units of Measure	*	<u>Values:</u> SCFH (Standard cubic Feet per Hour), SCMH (Standard cubic Meters per Hour).	MDD
A0120	O	6,3	Number	Multiplication factor		The multiplication factor to apply to the resultant index advance indicated by the current reading. Allowable values; 0.001 - .999	

1.2.2.3.1 Reading		0 to 1 (per Register Details)		***Conditional, dataset will be provided where read has been taken***			
Attribute Number	Optional or Mandatory	Field Length	Field Format	Description	Key	Rules	MDD or TDD
A0177	M	5	Char	Record Identifier		READG	MDD
A0031	M	8	Date	Reading Date			
A0034	X	2	Integer	Round the Clock			
A0033	M	12	Char	Reading Index			

1.2.2.4 Market Participant		0 to 1 (per Asset)		***Record not required***			
Attribute Number	Optional or Mandatory	Field Length	Field Format	Description	Key	Rules	MDD or TDD
A0177	M	5	Char	Record Identifier		MKPRT	MDD
A0126	M	5	Char	Role Code			
A0064	M	3	Char	Market Participant Abbreviated Name			

1.2.2.5 Name		0 to 1 (for each Asset)		***Record not required***			
Attribute Number	Optional or Mandatory	Field Length	Field Format	Description	Key	Rules	MDD or TDD
A0177	M	5	Char	Record Identifier		NAME	MDD
A0107	M	5	Char	Person Type Code			
A0088	O	6	Char	Title			
A0089	O	4	Char	Initials			
A0090	O	30	Char	Surname			
A0100	X	100	Char	Person Notes			
A0101	X	30	Char	Access Password			

1.2.2.5.1 Address		0 to 1 (per name)		*Record not required*			
Attribute Number	Optional or Mandatory	Field Length	Field Format	Description	Key	Rules	MDD or TDD
A0177	M	5	Char	Record Identifier		ADDRS	MDD
A0102	M	5	Char	Address Type Code			
A0003	O	210	Char	Address Text			
A0004	O	40	Char	Sub Building Name_Number			
A0006	O	40	Char	Building Name_Number			
A0007	O	40	Char	Dependent Thoroughfare			
A0008	O	40	Char	Thoroughfare			
A0009	O	40	Char	Double Dependent Locality			
A0010	O	40	Char	Dependent Locality			
A0011	O	40	Char	Post Town			
A0012	O	40	Char	County			
A0013	M	10	Char	Post Code			
A0015	X	7	Integer	Grid Co-ord X			
A0016	X	7	Integer	Grid Co-ord Y			
A0017	X	7	Integer	Grid Co-ord Z			
A0018	X	12	Char	Unique Property – Reference Number			

1.2.2.5.2 Contact Mechanism		0 to many (per Name per Transaction)		*Record not required*			
Attribute Number	Optional or Mandatory	Field Length	Field Format	Description	Key	Rules	MDD or TDD
A0177	M	5	Char	Record Identifier		CONTM	MDD
A0049	M	5	Char	Contact Mechanism Code			
A0106	M	100	Char	Contact Mechanism Value			

1.2.2.6 Appointment		0 to 1 (for each Asset)		*Record not required*			
Attribute Number	Optional or Mandatory	Field Length	Field Format	Description	Key	Rules	MDD or TDD
A0177	M	5	Char	Record Identifier		APPNT	MDD
A0019	O	5	Char	Appointment Qualifier Code			
A0138	M	8	Date	Appointment Date From			
A0139	O	8	Date	Appointment Date To			
A0019	O	5	Char	Appointment Qualifier Code			
A0140	O	6	Char	Appointment Time From			
A0141	O	6	Char	Appointment Time To			

1.2.3 Name		0 to many (for each Asset)		*Record not required*			
Attribute Number	Optional or Mandatory	Field Length	Field Format	Description	Key	Rules	MDD or TDD
A0177	M	5	Char	Record Identifier		NAME	MDD

A0107	M	5	Char	Person Type Code	*	Identifies this is for a Consumer. Values: CONS (Consumer)	MDD
A0088	O	6	Char	Title			
A0089	O	4	Char	Initials			
A0090	O	30	Char	Surname			
A0100	O	100	Char	Person Notes			
A0101	O	30	Char	Access Password			

1.2.3.1 Address		0 to 1 (for each name related to the Asset)		***Record not required***			
Attribute Number	Optional or Mandatory	Field Length	Field Format	Description	Key	Rules	MDD or TDD
A0177	M	5	Char	Record Identifier		ADDRS	MDD
A0102	M	5	Char	Address Type Code			
A0003	O	210	Char	Address Text			
A0004	O	40	Char	Sub Building Name_Number			
A0006	O	40	Char	Building Name_Number			
A0007	O	40	Char	Dependent Thoroughfare			
A0008	O	40	Char	Thoroughfare			
A0009	O	40	Char	Double Dependent Locality			
A0010	O	40	Char	Dependent Locality			
A0011	O	40	Char	Post Town			
A0012	O	40	Char	County			
A0013	M	10	Char	Post Code			
A0015	X	7	Integer	Grid Co-ord X			
A0016	X	7	Integer	Grid Co-ord Y			
A0017	X	7	Integer	Grid Co-ord Z			
A0018	X	12	Char	Unique Property – Reference No.			

1.2.3.2 Contact Mechanism		0 to many (for each name associated to a Meter Point)		***Record not required***			
Attribute Number	Optional or Mandatory	Field Length	Field Format	Description	Key	Rules	MDD or TDD
A0177	M	5	Char	Record Identifier		CONTM	MDD
A0049	M	5	Char	Contact Mechanism Code			MDD
A0106	M	100	Char	Contact Mechanism Value			

1.2.3.3 Care Details		0 to many (for each name associated to a Meter Point)		***Record not required***			
Attribute Number	Optional or Mandatory	Field Length	Field Format	Description	Key	Rules	MDD or TDD
A0177	M	5	Char	Record Identifier		CARE	MDD
A0039	M	2	Char	Care Category Code			MDD

2.20 Asset Data Mismatch Process Flow

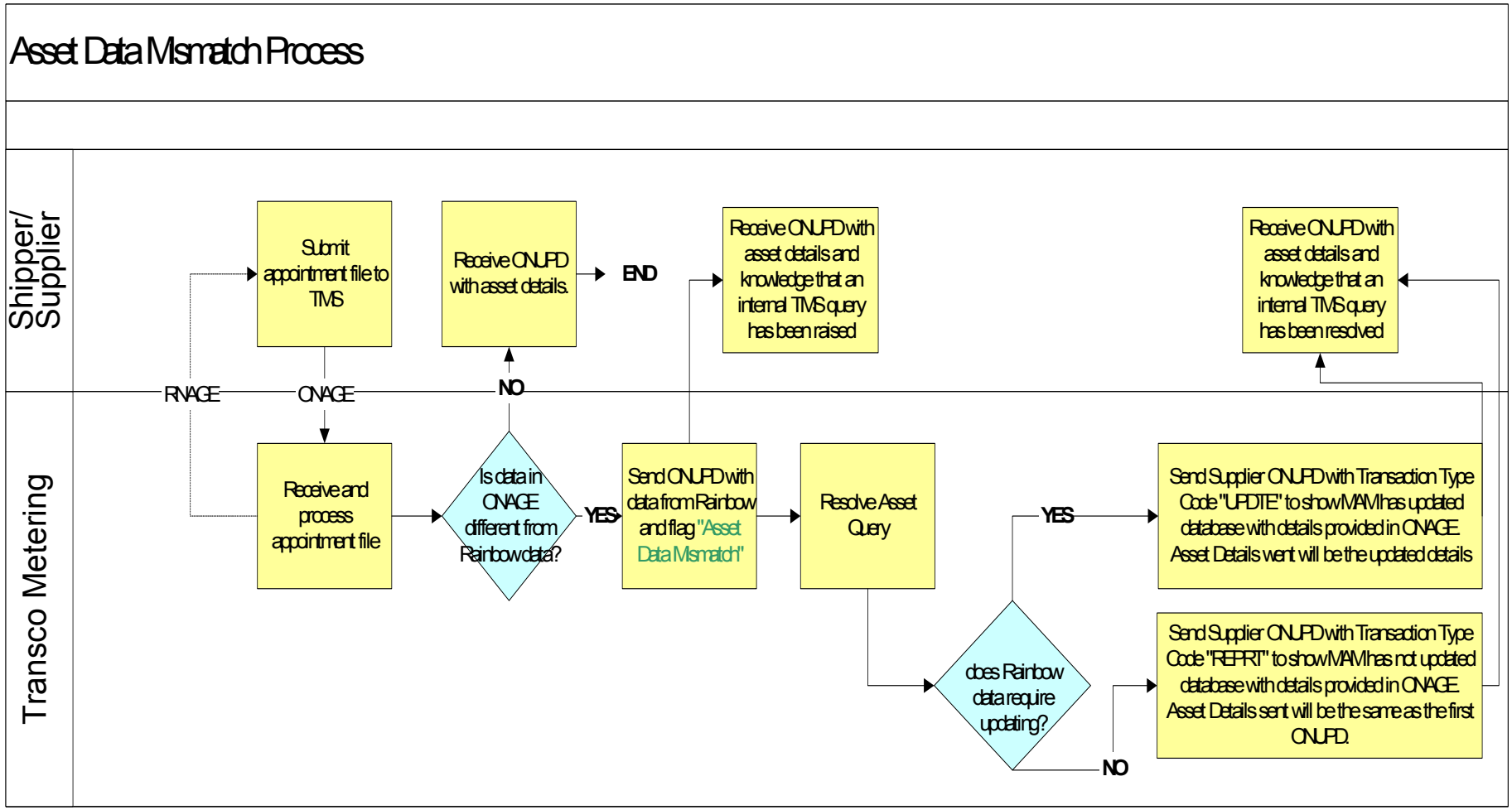

Where the meter point is dual billed, the ONUPD which is sent as the resolution for Asset Data Mismatch, will be sent to both Appointed Suppliers

2.21 Portfolio Batch File Validation (ONAGE)

- Any mandatory data missing in a transaction would lead to the entire appointment being rejected and no further validations will be performed at the individual data item level, Validation will be undertaken to the lowest possible level and all information available will be required. The following table refers to MANDATORY DATA ONLY, which is the basis for acceptance or rejection within a transaction.

    - NEW = MPRN not on Transco Metering's database e.g. "green field" or where a regulated meter is replacing a competitive meter.
    - EXISTING = MPRNis on the Transco Metering database, i.e. there is a regulated meter in situ.

	Attribute Number	Appointment (New)	Appointment (Existing)	De-appointment
Transaction				
Record Identifier	A0177	Y	Y	Y
Transaction Reference	A0055	Y	Y	Y
Contract Reference	A0053	Y	Y	
Transaction Type Code	A0144	Y	Y	Y
Transaction Type Reason Code	A0167	Y	Y	Y
Market Sector Code	A0161	Y	Y	
Effective From Date	A0081	Y	Y	
Effective To Date	A0082			Y
Meter Point				
Record identifier	A0177	Y	Y	Y
Meter Point Reference Number	A0072	Y	Y	Y
Address				
Record Identifier	A0177	Y		
Address Type Code	A0102	Y		
Post Code	A0013	Y	Y	
Asset				
Record Identifier	A0177	Y		
Transaction Type Code	A0144	Y		
Asset Class Code	A0024	Y		

- Certain validations are hierarchically structured, i.e., are dependent on a higher-level validation being successful. For example, if the customer ID is

invalid, validations relating to contracts cannot be carried out. For full details of Contract ref validation see section 5.5.

Validation Level	Data item	RGMA Reference	RGMA Record	Condition Required to Pass Validation
Customer and Contract Validation	Contract	Contract Reference	Transaction	Contract Number is provided
Customer and Contract Validation	Contract	Contract Reference	Transaction	Contract Number is valid
Customer and Contract Validation	Contract	Contract Reference	Transaction	Contract Number provided is valid for the customer
Customer and Contract Validation	Contract validity	Originator ID Contract Ref Appointment Date	Transaction Appointment	Contract is valid on the “appointment from” date
Transaction Validation	Transaction Reference Number	Transaction Reference	Transaction	Transaction reference number is not a duplicate
Transaction Validation	Customer Status	Appointment Status	Transaction	Customer is not already appointed/de-appointed
MPRN Validations	MPRN	Meter Point Reference Number	Meter Point	Meter Point Reference Number exists (except for Appointment of new MPR)
MPRN Validation	MPRN	Meter Point Reference Number	Meter Point	Meter Point Reference Number is valid (passes check digit validation)
Asset Data Validation	Model Code	Model Code	Asset	Model Code is a valid value
Asset Data Validation	Manufacturer Code	Manufacturer code	Asset	Manufacturer Code is a valid value
Asset Data Validation	Location Code	Location Code	Asset	Component Location Code is a valid value
Date Validation	Start Date	Appointment/De-appointment Date	Transaction	Effective From date is in the future
Date Validation	Start Date	Appointment/De-appointment Date	Transaction	Effective To date is in the future
Date Validation	Start Date	Appointment/De-appointment Effective Date	Transaction	Sufficient lead time provided

2.22 Work In Progress

Most portfolio appointment and de-appointment requests result in either an acceptance or a rejection, based upon the validation undertaken at file and transaction level.

There are however, a number of exceptions where the appointment request will trigger a manual intervention, even though the request will continue to be processed in the normal way. i.e. a standard acceptance response will still be sent (See section **4 Standard Response File**).

Requests which are subject to manual intervention are transferred to WIP (Work in Progress) for investigation by a Customer Services representative.

Appointment request accepted where further clarification required prior to D.

Where an appointment request has been accepted, but has generated an exception, the exception must be resolved before the submission of the ONUPD file. Suppliers will be contacted by Customer Services in order to resolve the exception prior to D.

Data mismatch

This will depend on whether a MPRN record exists.
Internal investigation will take place if asset data is provided which does not match that on the Transco Metering database in respect of the following attributes:

- Meter Manufacturer
- Meter Model
- Meter Year of Manufacture
- Meter Serial Number (subject to fuzzy matching)
- Payment Method Code
- Meter Type Code
- Asset Location Code

Customer Services will use all available data to determine the correct details, including asset history, consumer information and meter model tables. Where it is not possible to verify data, it may be necessary to instigate a site visit. In this scenario a second ONUPD will be sent to confirm the findings of the investigation.

Data mismatch identified - highlighted in ONUPD – appointment processed

If the Supplier has been advised that there is a mismatch between the data supplied in ONAGE and the data held on the Rainbow System, then ONUPD will contain the data held on the Rainbow System with the comments" asset data mismatch" which will be held in A0056 Transaction Comment . Any subsequent changes will be notified by submitting a further ONUPD.

- **More than two live appointments**

Rainbow has been designed to manage two Suppliers appointed to the same MPR. However, if a 3rd appointment request is received, manual intervention will be required to enable the 3rd transaction to be processed. In this scenario, Customer Services will contact the Suppliers involved in order for them to reduce the number of

live appointed Suppliers. This will enable the 3rd Supplier's portfolio appointment request to be processed.

ONUPD will not be generated until the portfolio appointment request is processed, however, if this information is required, then Customer Services will provide the details by email on request.

- **Meter not fitted**

A portfolio appointment request can be submitted where there is no meter installed, however, the Transaction Type Reason Code "FIX" must be used to identify these cases. Where "FIX" is used, then ONUPD will be suppressed pending installation of a regulated meter. The asset details will be sent within [2] days of the meter installation; in this scenario the Supplier receives both ONJOB and ONUPD .

If there is no meter installed and a Transaction Type Reason Code other than "FIX" is used, then the request will be rejected.

3 Miscellaneous Data Updates

3.1 Transco Metering Data Updates

There are a number of scenarios where Metering may identify that an update is required to the details held:

- Query Resolution - both internal or external
- Appointment Request – data mismatch
- Meter Worker Information – update to system
- Consumer Contact – update to system

Query Resolution
It may be necessary to update the asset details held e.g. it is established following an invoice query that the meter is a credit, rather than a prepayment. In this scenario, an update would be required to correct the payment method code. If a query results in no update to Rainbow then the ONUPD will contain reported information to show that no change was necessary.

Appointment Request
If there is a mismatch between the asset data supplied by the Customer and the details recorded on the Rainbow System, then an internal query will be raised. It may subsequently be necessary to update the details held on the Rainbow System, e.g. the year of manufacturer may require correction.

Meter Worker Information
The Meter Worker may return information, which contradicts existing data, e.g. the serial number may need updating. Whilst information from the Meter Worker would normally be provided via the ONJOB file, there may be occasions where information is collected as a result of internal investigations.

Consumer Contact
The consumer may provide information to prompt a data update when contacting Transco Metering to request a visit.

In all of the above scenarios an ONUPD will be sent to either provide details of an update or confirm the details held in Rainbow.

Where the reason for sending the ONUPD is to report information, the entire file (i.e. all datasets) will contain a dump of the asset data held in Rainbow as confirmation that TMS has made no updates to the asset portfolio database.

e.g. The **Transaction Type Code**(A0144) within the transaction dataset will be **"REPRT".** The **Data Update Code** (A0178) within each dataset will be blank.

Where the reason for sending the file is an update, one or more of the datasets within the transaction may contain an update. Where an update has been made in a dataset the **Data Update Code** (A0178) within that dataset will flag "**UPDTE".** Where no update has been made to a dataset the **Data Update Code** (A0178) within that dataset will remain blank, but all information held on Rainbow will still be sent.

Where there is more than one asset at a meter point, but only one asset requires updating, the **Transaction Type Code** (A0144) within the transaction data set will still say **UPDTE,** but information relating to other assets will still be sent.

The address dataset does not contain a **Data Update Code** (A0178) but the dataset will be provided each time an update is sent.

Where attributes are optional within the file formats, and Rainbow holds a value, the value will always be provided regardless of whether the value has changed

.

3.2 Provide Asset Details Hierarchy (ONUPD)

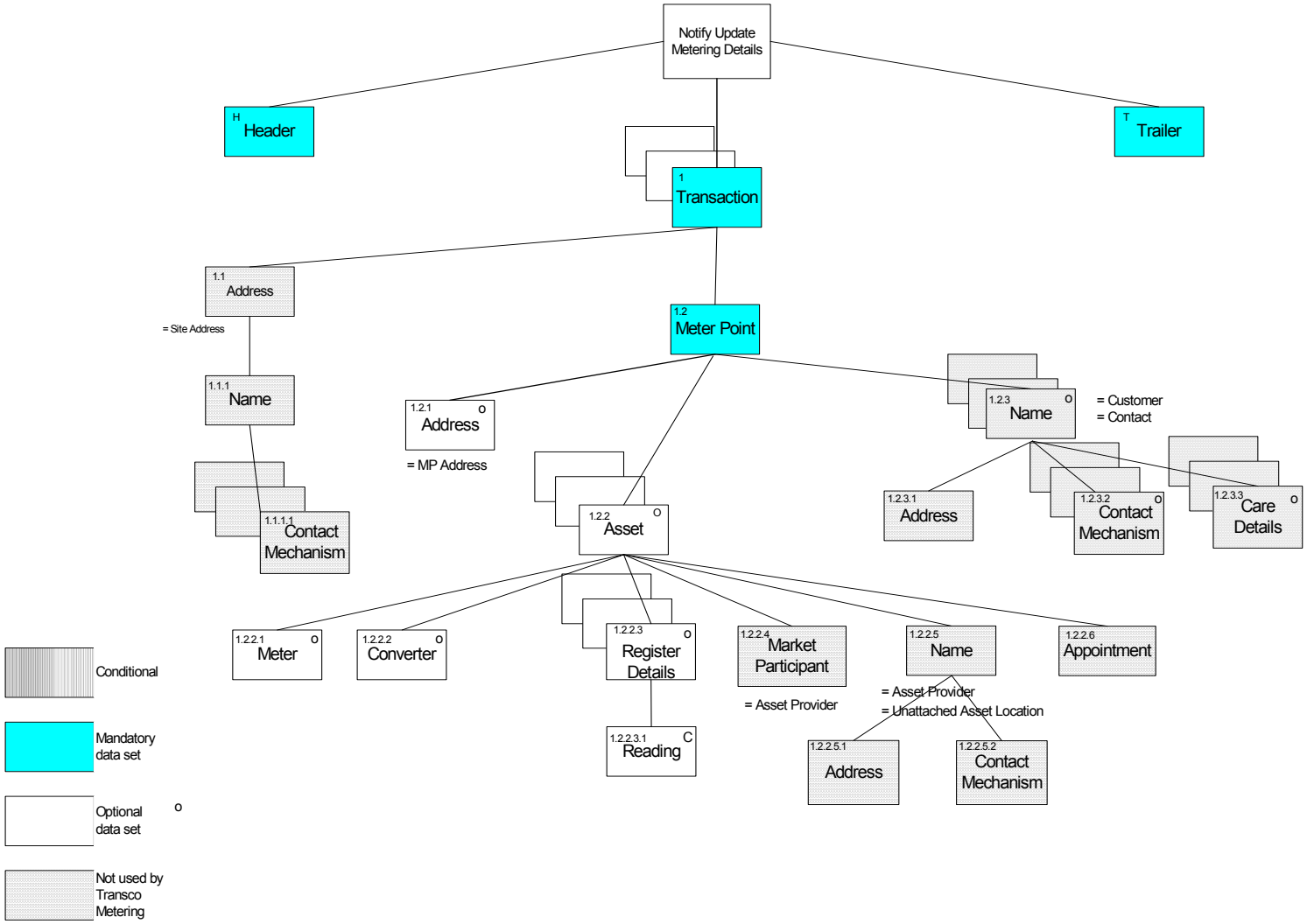

3.3 Provide Asset Details File Format - ONUPD

1 Transaction		1 to many (per File)		***Mandatory Record***			
Attribute Number	Optional or Mandatory	Field Length	Field Format	Description	Key	Rules	MDD or TDD
A0177	M	5	Char	Record Identifier		TRANS	MDD
A0055	M	15	Char	Transaction Reference		If the ONUPD is being sent as result of a data updates then this will be the original data update reference number, otherwise a unique reference number will be used	
A0056	O	210	Char	Transaction Comment			
A0053	M	25	Char	Contract Reference		Provision and Maintenenace Contract Ref	
A0144	M	5	Char	Transaction Type Code	*	Values: UPDTE – Update REPRT - Report	MDD
A0167	X	5	Char	Transaction Type Reason Code			TDD
A0058	X	15	Char	Cross-Ref Other Internal Job Reference			
A0122	X	15	Char	Cross-Ref Other External Job Reference			
A0142	X	5	Char	Transaction Status Code			MDD
A0057	X	5	Char	Transaction Status Change Reason Code			
A0161	M	1	Char	Market Sector Code	*	Values: D (Domestic), I (Industrial & Commercial) as defined by the Utility Act.	MDD
A0166	X	8	Date	Date of Notice			
A0068	X	5	Char	Registration Body			
A0069	X	20	Char	Registration Reference			
A0081	M	8	Date	Effective From Date		Will contain the date of the asset update where no invoice adjustment is required. Where an invoice adjustment is required this will be the Appointment Effective Date.	
A0082	X	8	Date	Effective To Date			

1.1 Address		0 to 1 (per transaction)		***Record not required***			
Attribute Number	Optional or Mandatory	Field Length	Field Format	Description	Key	Rules	MDD or TDD
A0177	M	5	Char	Record Identifier		ADDRS	MDD

A0102	M	5	Char	Address Type Code	*		
A0003	O	210	Char	Address Text			
A0004	O	40	Char	Sub Building Name_Number			
A0006	O	40	Char	Building Name_Number			
A0007	O	40	Char	Dependent Thoroughfare			
A0008	O	40	Char	Thoroughfare			
A0009	O	40	Char	Double Dependent Locality			
A0010	O	40	Char	Dependent Locality			
A0011	O	40	Char	Post Town			
A0012	O	40	Char	County			
A0013	M	10	Char	Post Code			
A0015	X	7	Integer	Grid Co-ord X			
A0016	X	7	Integer	Grid Co-ord Y			
A0017	X	7	Integer	Grid Co-ord Z			
A0018	X	12	Char	Unique Property – Reference No.			

1.1.1 Name		0 to 1 (per Transaction)		***Record not required***			
Attribute Number	Optional or Mandatory	Field Length	Field Format	Description	Key	Rules	MDD or TDD
A0177	M	5	Char	Record Identifier		NAME	MDD
A0107	M	5	Char	Person Type Code			
A0088	O	6	Char	Title			
A0089	O	4	Char	Initials			
A0090	O	30	Char	Surname			
A0100	O	100	Char	Person Notes			
A0101	O	30	Char	Access Password			

1.1.1.1 Contact Mechanism		0 to many (per Name per Transaction)		***Record not required***			
Attribute Number	Optional or Mandatory	Field Length	Field Format	Description	Key	Rules	MDD or TDD
A0177	M	5	Char	Record Identifier		CONTM	MDD
A0049	M	5	Char	Contact Mechanism Code			MDD
A0106	M	100	Char	Contact Mechanism Value			

1.2 Meter Point		1 (per transaction)		***Mandatory Record***			
Attribute Number	Optional or Mandatory	Field Length	Field Format	Description	Key	Rules	MDD or TDD
A0177	M	5	Char	Record Identifier		MTPNT	MDD
A0178	C	5	Char	Data Update Code		Mandated where the meter point dataset is updated Values: UPDTE (Updates contained within)	MDD
A0072	M	10	Integer	Meter Point Reference Number			
A0076	X	1	Char	Meter Link Code		**F (Freestanding)**	MDD
A0077	X	2	Char	Meter Point Status			
A0059	O	2	Char	Location Code			MDD
A0157	X	100	Char	Meter Point Location Notes			
A0075	O	210	Char	Access Instructions			
A0074	X	9,6	Number	Conversion Factor			
A0073	X	8	Date	Last Inspection Date			
A0164	X	9,3	Number	Metering Pressure			

1.2.1 Address		0 to 1 (per Meter Point)		***Optional Record – Will always be sent***			
Attribute Number	Optional or Mandatory	Field Length	Field Format	Description	Key	Rules	MDD or TDD
A0177	M	5	Char	Record Identifier		ADDRS	MDD
A0102	M	5	Char	Address Type Code	*	Value: MTRPT. Indicates that it is the 'Meter Point Address'.	MDD
A0003	O	210	Char	Address Text			
A0004	O	40	Char	Sub Building Name_Number	*	At least one of the next two fields should be provided.	
A0006	O	40	Char	Building Name_Number	*		
A0007	O	40	Char	Dependent Thoroughfare	*		
A0008	O	40	Char	Thoroughfare	*	At least this or the field above should be provided.	
A0009	O	40	Char	Double Dependent Locality			
A0010	O	40	Char	Dependent Locality			
A0011	O	40	Char	Post Town	*	This should be provided.	
A0012	X	40	Char	County			
A0013	M	10	Char	Post Code	*	This must be provided.	
A0015	X	7	Integer	Grid Co-ord X			
A0016	X	7	Integer	Grid Co-ord Y			
A0017	X	7	Integer	Grid Co-ord Z			
A0018	X	12	Char	Unique Property – Reference No.			

1.2.2 Asset		0 to many (per Meter Point)		***Optional Record – Will always be sent***			
Attribute Number	Optional or Mandatory	Field Length	Field Format	Description	Key	Rules	MDD or TDD
A0177	M	5	Char	Record Identifier		ASSET	MDD
A0178	C	5	Char	Data Update Code	*	Mandated where the dataset is updated Value: UPDTE(Updated contained within)	MDD
A0144	M	5	Char	Transaction Type Code	*	Value: UPDTE – Update REPRT – Report (If report then all other child datasets will also be reported information)	MDD
A0024	M	5	Char	Asset Class Code	*	Values: BYPAS (Bypass), CONVR (Converter), DTLGR (D9atalogger), METER (Meter)	MDD
A0109	X	10	Char	Product Id			MDD
A0163	O	5	Char	Payment Method code	*	Values: CR - Credit, PP - Prepayment.	MDD
A0083	O	10	Char	Model Code			MDD
A0060	O	3	Char	Manufacturer Code			MDD
A0021	O	4	Integer	Year of Manufacture			
A0022	O	14	Char	Serial Number			
A0059	O	2	Char	Location Code			MDD
A0158	O	100	Char	Asset Location Notes			
A0037	X	2	Char	Asset Status Code			

1.2.2.1 Meter		0 to 1 (per Asset)		***Optional Record – Will always be sent***			
Attribute Number	Optional or Mandatory	Field Length	Field Format	Description	Key	Rules	MDD or TDD
A0177	M	5	Char	Record Identifier		METER	MDD
A0178	C	5	Char	Data Update Code	*	Mandated where the dataset is updated Values: UPDTE - Update	
A0025	O	5	Char	Meter Type Code	*	Values: D - Diaphragm of Unknown material, L - Leather Diaphragm, R - Rotary, S - Synthetic Diaphragm, T - Turbine, U - Ultrasonic, Z - Unknown.	MDD
A0085	X	5	Char	Meter Mechanism code			
A0112	O	10,4	Number	Measuring Capacity		Values: **0 to 999999.999**	
A0079	X	1	Char	Meter Usage Code			
A0044	O	5	Char	Collar Status Code	*	Values: B (Broken), I (Intact),	MDD
A0149	X	8	Date	OAMI Inspection Date			
A0126	X	5	Char	Role Code			
A0160	X	8	Date	Last Refurbished Date			
A0194	X	7,2	Number	Pulse Value			

1.2.2.2 Converter		0 to 1 (per Asset)		***Optional Record – Will always be sent***			
Attribute Number	Optional or Mandatory	Field Length	Field Format	Description	Key	Rules	MDD or TDD
A0177	M	5	Char	Record Identifier		CONVE	MDD
A0178	X	5	Char	Data Update Code			
A0036	X	5	Char	Conversion basis Code			
A0027	X	9,6	Number	Converter Conversion factor			

1.2.2.3 Register Details		0 to 2 (per Registering Asset)		***Optional Record – Will always be sent***			
Attribute Number	Optional or Mandatory	Field Length	Field Format	Description	Key	Rules	MDD or TDD
A0177	M	5	Char	Record Identifier		REGST	MDD
A0178	C	5	Char	Data Update Code	*	Mandated where the dataset is updated Values: UPDTE - Update.	
A0124	M	5	Char	Register Type Code	*	Values: CORR – Corrected Converter Register, METER – Meter Register,	MDD

						UNCOR – Uncorrected Converter Register	
A0121	O	2	Integer	Number of Dials or Digits		Never provided for Convertor	
A0123	O	5	Char	Units of Measure	*	Never provided for Convertor Values: SCFH (Standard cubic Feet per Hour), SCMH (Standard cubic Meters per Hour).	MDD
A0120	O	6,3	Number	Multiplication factor		Never provided for Convertor The multiplication factor to apply to the resultant index advance indicated by the current reading. Allowable values; 0.001 - .999	

1.2.2.3.1 Reading		0 to 1 (per Register Details)		***Conditional, dataset will be provided where read has been taken***			
Attribute Number	Optional or Mandatory	Field Length	Field Format	Description	Key	Rules	MDD or TDD
A0177	M	5	Char	Record Identifier		READG	MDD
A0031	M	8	Date	Reading Date			
A0034	X	2	Integer	Round the Clock			
A0033	M	12	Char	Reading Index			

1.2.2.4 Market Participant		0 to 1 (per Asset)		***Record not required***			
Attribute Number	Optional or Mandatory	Field Length	Field Format	Description	Key	Rules	MDD or TDD
A0177	M	5	Char	Record Identifier		MKPRT	MDD
A0126	M	5	Char	Role Code			
A0064	M	3	Char	Market Participant Abbreviated Name			

1.2.2.5 Name		0 to 1 (for each Asset)		***Record not required***			
Attribute Number	Optional or Mandatory	Field Length	Field Format	Description	Key	Rules	MDD or TDD
A0177	M	5	Char	Record Identifier		NAME	MDD
A0107	M	5	Char	Person Type Code			
A0088	O	6	Char	Title			
A0089	O	4	Char	Initials			
A0090	O	30	Char	Surname			
A0100	X	100	Char	Person Notes			
A0101	X	30	Char	Access Password			

1.2.2.5.1 Address		0 to 1 (per name)		***Record not required***			
Attribute Number	Optional or Mandatory	Field Length	Field Format	Description	Key	Rules	MDD or TDD
A0177	M	5	Char	Record Identifier		ADDRS	MDD
A0102	M	5	Char	Address Type Code			
A0003	O	210	Char	Address Text			
A0004	O	40	Char	Sub Building Name_Number			
A0006	O	40	Char	Building Name_Number			
A0007	O	40	Char	Dependent Thoroughfare			
A0008	O	40	Char	Thoroughfare			
A0009	O	40	Char	Double Dependent Locality			
A0010	O	40	Char	Dependent Locality			
A0011	O	40	Char	Post Town			
A0012	O	40	Char	County			
A0013	M	10	Char	Post Code			
A0015	X	7	Integer	Grid Co-ord X			
A0016	X	7	Integer	Grid Co-ord Y			
A0017	X	7	Integer	Grid Co-ord Z			
A0018	X	12	Char	Unique Property – Reference Number			

1.2.2.5.2 Contact Mechanism		0 to many (per Name per Transaction)		***Record not required***			
Attribute Number	Optional or Mandatory	Field Length	Field Format	Description	Key	Rules	MDD or TDD
A0177	M	5	Char	Record Identifier		CONTM	MDD
A0049	M	5	Char	Contact Mechanism Code			
A0106	M	100	Char	Contact Mechanism Value			

1.2.2.6 Appointment		0 to 1 (for each Asset)		***Record not required***			
Attribute Number	Optional or Mandatory	Field Length	Field Format	Description	Key	Rules	MDD or TDD
A0177	M	5	Char	Record Identifier		APPNT	MDD
A0019	O	5	Char	Appointment Qualifier Code			
A0138	M	8	Date	Appointment Date From			
A0139	O	8	Date	Appointment Date To			
A0019	O	5	Char	Appointment Qualifier Code			
A0140	O	6	Char	Appointment Time From			
A0141	O	6	Char	Appointment Time To			

1.2.3 Name		0 to many (for each Asset)		***Record not required***			
Attribute Number	Optional or Mandatory	Field Length	Field Format	Description	Key	Rules	MDD or TDD
A0177	M	5	Char	Record Identifier		NAME	MDD

A0107	M	5	Char	Person Type Code	*	Identifies this is for a Consumer. Values: CONS (Consumer)	MDD
A0088	O	6	Char	Title			
A0089	O	4	Char	Initials			
A0090	O	30	Char	Surname			
A0100	O	100	Char	Person Notes			
A0101	O	30	Char	Access Password			

1.2.3.1 Address		0 to 1 (for each name related to the Asset)		***Record not required***			
Attribute Number	Optional or Mandatory	Field Length	Field Format	Description	Key	Rules	MDD or TDD
A0177	M	5	Char	Record Identifier		ADDRS	MDD
A0102	M	5	Char	Address Type Code			
A0003	O	210	Char	Address Text			
A0004	O	40	Char	Sub Building Name_Number			
A0006	O	40	Char	Building Name_Number			
A0007	O	40	Char	Dependent Thoroughfare			
A0008	O	40	Char	Thoroughfare			
A0009	O	40	Char	Double Dependent Locality			
A0010	O	40	Char	Dependent Locality			
A0011	O	40	Char	Post Town			
A0012	O	40	Char	County			
A0013	M	10	Char	Post Code			
A0015	X	7	Integer	Grid Co-ord X			
A0016	X	7	Integer	Grid Co-ord Y			
A0017	X	7	Integer	Grid Co-ord Z			
A0018	X	12	Char	Unique Property – Reference No.			

1.2.3.2 Contact Mechanism		0 to many (for each name associated to a Meter Point)		***Record not required***			
Attribute Number	Optional or Mandatory	Field Length	Field Format	Description	Key	Rules	MDD or TDD
A0177	M	5	Char	Record Identifier		CONTM	MDD
A0049	M	5	Char	Contact Mechanism Code			MDD
A0106	M	100	Char	Contact Mechanism Value			

1.2.3.3 Care Details		0 to many (for each name associated to a Meter Point)		***Record not required***			
Attribute Number	Optional or Mandatory	Field Length	Field Format	Description	Key	Rules	MDD or TDD
A0177	M	5	Char	Record Identifier		CARE	MDD
A0039	M	2	Char	Care Category Code			MDD

3.4 Miscellaneous Data Updates For Data Amendments Resulting from Found and Removed Assets

Occasionally, Transco Metering may identify a found asset, or that an asset has been removed where one was anticipated. Where appropriate, Transco Metering will communicate this information to a Supplier via an ONJOB file, with the transaction status code of “ABORT”. However, it is generally anticipated that for found assets, Suppliers will use the established query route or provide a relevant appointment file.

Where the aborted ONJOB contains data updates, the Supplier would need to convert the file into an update file, before onward transmission to Transco GT.

The aborted ONJOB will not create any abortive call charges for the Supplier

Where information is available and is provided, this will be a valid MDD allowable value
Where information is not available then the appropriate field will be left blank

For further examples of how to map this information into an ONUPD file see section 5.6.

Meter Reads:

In the event that Transco Metering has instigated a data update resulting in an asset being removed from Rainbow, it will contact the Supplier by email or telephone to agree a meter reading to be used in the aborted ONJOB notification file. Alternatively, if the Supplier has initiated a query, a reading can be provided as part of the query submission. In either case, an aborted ONJOB cannot be sent without the presence of a meter reading.

3.5 Transco Metering Data Updates for Found and Removed Assets

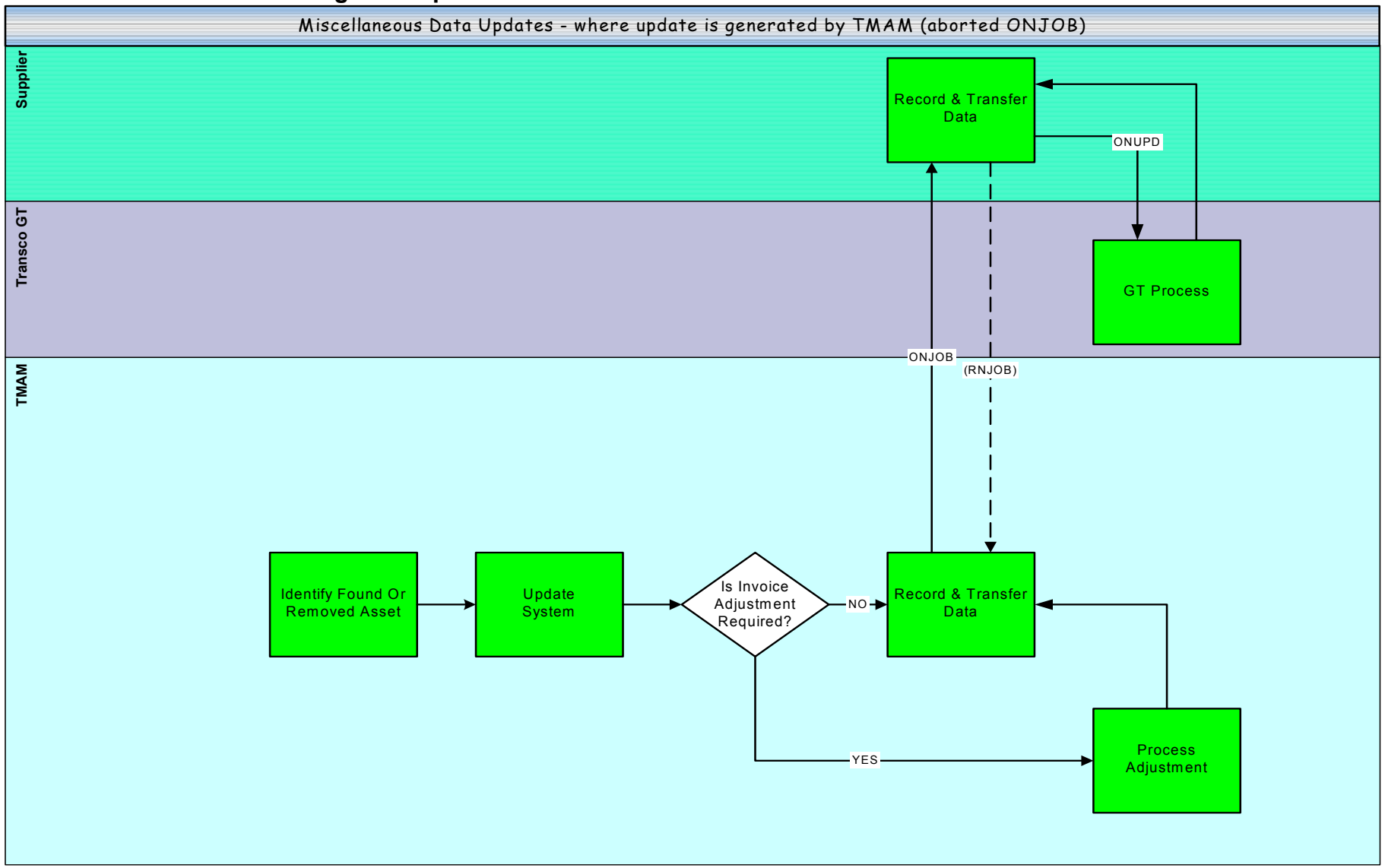

3.6 Transco Metering Data Updates for Found and Removed Assets Hierarchy

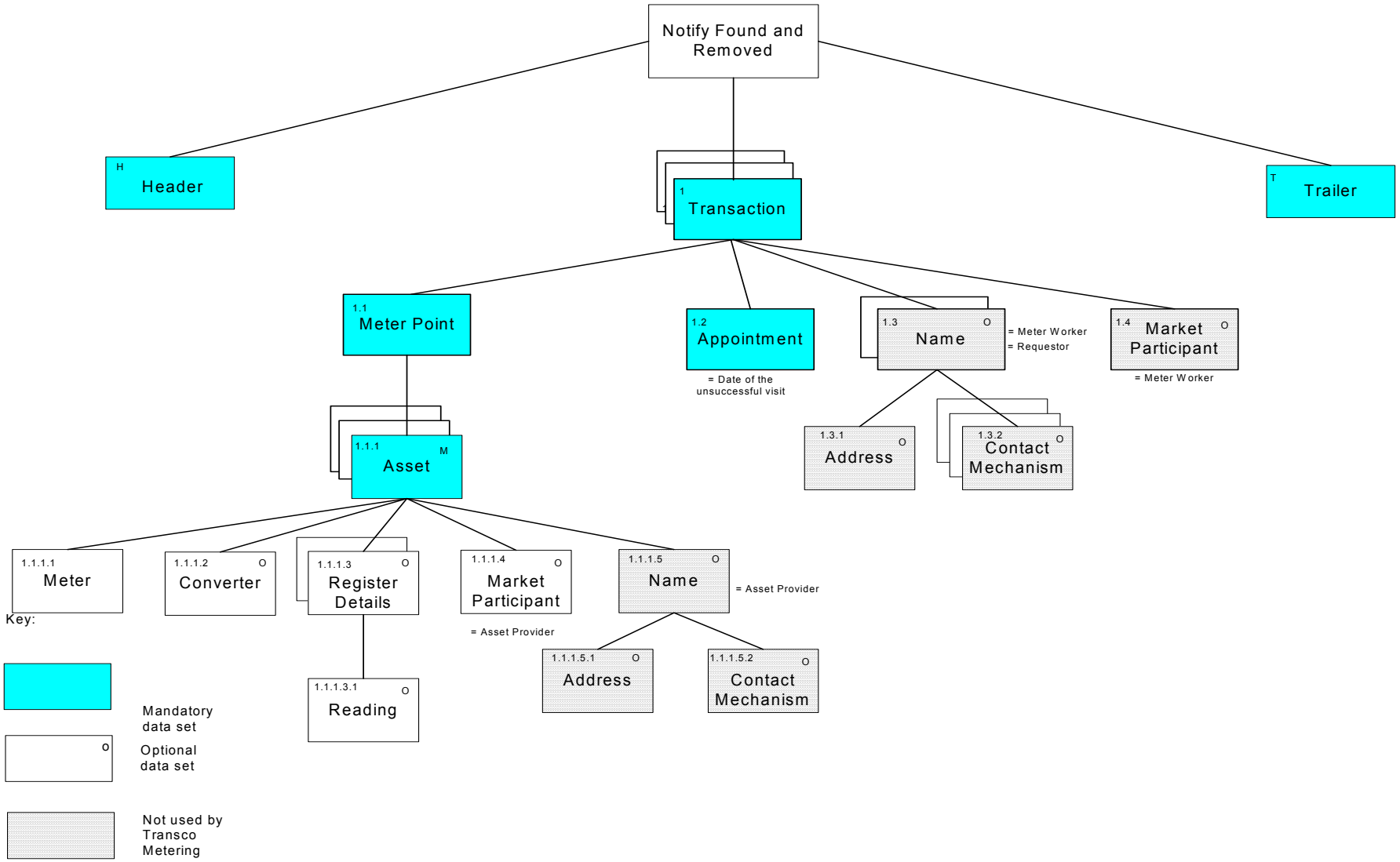

3.7 Transco Metering Data Updates for Found and Removed Assets File Formats

1 Transaction		1 to many (per File)		*Mandatory Record*			
Attribute Number	Optional or Mandatory	Field Length	Field Format	Description	Key	Rules	MDD or TDD
A0177	M	5	Char	Record Identifier		TRANS	MDD
A0055	M	15	Char	Transaction Reference		A unique reference number prefixed by UPD	
A0056	O	210	Char	Transaction Comment		May provided details of the reason for the update.	
A0053	M	25	Char	Contract Reference		Below 7 barg contract	
A0144	M	5	Char	Transaction Type Code	*	Values: INSTL – Install, REMVE – Remove	MDD
A0167	C	5	Char	Transaction Type Reason Code	*	• For Install will be NEWCN • For Remove, will be null	MDD
A0058	X	15	Char	Cross-Ref Other Internal Job Reference			
A0122	O	15	Char	Cross-Ref Other External Job Reference	*	If the update is as a result of a query, the query reference will be supplied.	
A0142	M	5	Char	Transaction Status Code	*	Values: ABORT – Aborted Job	MDD
A0057	X	5	Char	Transaction Status Change Reason Code			
A0161	M	1	Char	Market Sector Code	*	Is defaulted to I, even for Domestic meters	MDD
A0166	X	8	Date	Date of Notice			
A0068	X	5	Char	Registration Body			
A0069	X	20	Char	Registration Reference			
A0081	X	8	Date	Effective From Date			
A0082	X	8	Date	Effective To Date			

1.1 Meter Point		1 (per Transaction)		*Mandatory Record*			
Attribute Number	Optional or Mandatory	Field Length	Field Format	Description	Key	Rules	MDD or TDD
A0177	M	5	Char	Record Identifier		MTPNT	MDD
A0178	X	5	Char	Data Update Code			
A0072	M	10	Integer	Meter Point Reference Number			
A0076	X	1	Char	Meter Link Code			MDD
A0077	X	2	Char	Meter Point Status			MDD
A0059	O	2	Char	Location Code			MDD
A0157	C	100	Char	Meter Point Location Notes	*	Must be entered if the Location Code is 'Other'.	
A0075	O	210	Char	Access Instructions			
A0074	M	9,6	Number	Conversion Factor			
A0073	O	8	Date	Last Inspection Date			
A0164	X	9,3	Number	Metering Pressure			

1.1.1 Asset	1 to many (per Meter Point)	*Mandatory Record*

Attribute Number	Optional or Mandatory	Field Length	Field Format	Description	Key	Rules	MDD or TDD
A0177	M	5	Char	Record Identifier		ASSET	MDD
A0178	M	5	Char	Data Update Code		FOUND – Found Asset RMOVD –Removed Asset	MDD
A0144	M	5	Char	Transaction Type Code		INSTL - Install REMVE - Remove	MDD
A0024	M	5	Char	Asset Class Code		METER - Meter CONVR - Convertor BYPAS - Bypass	MDD
A0109	X	10	Char	Product Id			
A0163	O	5	Char	Payment Method code		CR - Credit, PP – Pre Payment	MDD
A0083	O	10	Char	Model Code		Will be provided where available	MDD
A0060	O	3	Char	Manufacturer Code		Will be provided where available	MDD
A0021	O	4	Integer	Year of Manufacture		Will be provided where available	
A0022	O	14	Char	Serial Number		Will be provided where available	
A0059	O	2	Char	Location Code		Will be provided where available TMS will not use 98 – "other"	MDD
A0158	O	100	Char	Asset Location Notes		Will be provided where available	
A0037	O	2	Char	Asset Status Code		Will be provided where available	MDD

1.1.1.1 Meter		0 to 1 (per Asset)		***Optional Record***			
Attribute Number	Optional or Mandatory	Field Length	Field Format	Description	Key	Rules	MDD or TDD
A0177	M	5	Char	Record Identifier		METER	MDD
A0178	M	5	Char	Data Update Code		FOUND – Found Asset RMOVD –Removed Asset	
A0025	O	5	Char	Meter Type Code		Will be provided where available	
A0085	O	5	Char	Meter Mechanism code		Will be provided where available	
A0112	O	10,4	Number	Measuring Capacity		Will be provided where available	
A0079	X	1	Char	Meter Usage Code			
A0044	O	5	Char	Collar Status Code		Will be provided where available	
A0149	O	8	Date	OAMI Inspection Date		Will be provided where available	
A0126	O	5	Char	Role Code		Defaulted to T – GAO = GT	
A0160	X	8	Date	Last Refurbished Date			
A0194	X	7,2	Number	Pulse Value			

1.1.1.2 Converter		0 to 1 (per Asset)		***Optional Record***			
Attribute Number	Optional or Mandatory	Field Length	Field Format	Description	Key	Rules	MDD or TDD

A0177	M	5	Char	Record Identifier		CONVE	MDD
A0178	M	5	Char	Data Update Code		FOUND – Found Asset RMOVD –Removed Asset	
A0036	M	5	Char	Conversion basis Code			
A0027	M	9,6	Number	Converter Conversion factor			

1.1.1.3 Register Details		0 to 2 (per Asset)		***Optional Record***			
Attribute Number	Optional or Mandatory	Field Length	Field Format	Description	Key	Rules	MDD or TDD
A0177	M	5	Char	Record Identifier		REGST	MDD
A0178	X	5	Char	Data Update Code			
A0124	M	5	Char	Register Type Code			
A0121	O	2	Integer	Number of Dials or Digits		Will be provided where available	
A0123	O	5	Char	Units of Measure		Will be provided where available	
A0120	O	6,3	Number	Multiplication factor		Will be provided where available	

1.1.1.3.1 Reading		0 to 1 (per Register Details)		***Mandatory Record***			
Attribute Number	Optional or Mandatory	Field Length	Field Format	Description	Key	Rules	MDD or TDD
A0177	M	5	Char	Record Identifier		READG	MDD
A0031	C	8	Date	Reading Date			
A0034	X	2	Integer	Round the Clock			
A0033	M	12	Char	Reading Index			

1.1.1.4 Market Participant		0 to 1 (per Asset)		***Optional Record***			
Attribute Number	Optional or Mandatory	Field Length	Field Format	Description	Key	Rules	MDD or TDD
A0177	M	5	Char	Record Identifier		MKPRT	MDD
A0126	M	5	Char	Role Code			MDD
A0064	M	3	Char	Market Participant Abbreviated Name			MDD

1.1.1.5 Name		0 to many (per Asset)		***Record not Required***			
Attribute Number	Optional or Mandatory	Field Length	Field Format	Description	Key	Rules	MDD or TDD
A0177	M	5	Char	Record Identifier		NAME	MDD
A0107	M	5	Char	Person Type Code			
A0088	O	6	Char	Title			
A0089	O	4	Char	Initials			
A0090	O	30	Char	Surname			
A0100	X	100	Char	Person Notes			
A0101	X	30	Char	Access Password			

1.1.1.5.1 Address		0 to 1 (per Name)		***Record not Required***			
Attribute Number	Optional or Mandatory	Field Length	Field Format	Description	Key	Rules	MDD or TDD
A0177	M	5	Char	Record Identifier		ADDRS	MDD
A0102	M	5	Char	Address Type Code			
A0003	O	210	Char	Address Text			

A0004	O	40	Char	Sub Building Name_Number			
A0006	O	40	Char	Building Name_Number			
A0007	O	40	Char	Dependent Thoroughfare			
A0008	O	40	Char	Thoroughfare			
A0009	O	40	Char	Double Dependent Locality			
A0010	O	40	Char	Dependent Locality			
A0011	O	40	Char	Post Town			
A0012	X	40	Char	County			
A0013	M	10	Char	Post Code			
A0015	X	7	Integer	Grid Co-ord X			
A0016	X	7	Integer	Grid Co-ord Y			
A0017	X	7	Integer	Grid Co-ord Z			
A0018	X	12	Char	Unique Property – Reference Number			

1.1.1.5.2 Contact Mechanism		0 to 1 (per Name per Transaction)		***Record not Required***			
Attribute Number	Optional or Mandatory	Field Length	Field Format	Description	Key	Rules	MDD or TDD
A0177	M	5	Char	Record Identifier		CONTM	MDD
A0049	M	5	Char	Contact Mechanism Code			MDD
A0106	M	100	Char	Contact Mechanism Value			

1.2 Appointment		0 to 1 (for each Transaction)		***Mandatory Record***			
Attribute Number	Optional or Mandatory	Field Length	Field Format	Description	Key	Rules	MDD or TDD
A0177	M	5	Char	Record Identifier		APPNT	MDD
A0019	X	5	Char	Appointment Qualifier Code			
A0138	M	8	Date	Appointment Date From	*	Date of the visit or date input into Rainbow.	
A0139	X	8	Date	Appointment Date To			
A0019	X	5	Char	Appointment Qualifier Code			
A0140	M	6	Char	Appointment Time From	*	Time of the visit or input into Rainbow.	
A0141	X	6	Char	Appointment Time To			

1.3 Name		0 to 2 (per Transaction)		***Record not Required***			
Attribute Number	Optional or Mandatory	Field Length	Field Format	Description	Key	Rules	MDD or TDD
A0177	M	5	Char	Record Identifier		NAME	MDD
A0107	M	5	Char	Person Type Code			
A0088	O	6	Char	Title			
A0089	O	4	Char	Initials			
A0090	O	30	Char	Surname			
A0100	X	100	Char	Person Notes			

A0101	X	30	Char	Access Password			

1.3.1 Address		0 to 1 (per name, per Transaction)		***Record not Required***			
Attribute Number	Optional or Mandatory	Field Length	Field Format	Description	Key	Rules	MDD or TDD
A0177	M	5	Char	Record Identifier		ADDRS	MDD
A0102	M	5	Char	Address Type Code			
A0003	O	210	Char	Address Text			
A0004	O	40	Char	Sub Building Name_Number			
A0006	O	40	Char	Building Name_Number			
A0007	O	40	Char	Dependent Thoroughfare			
A0008	O	40	Char	Thoroughfare			
A0009	O	40	Char	Double Dependent Locality			
A0010	O	40	Char	Dependent Locality			
A0011	O	40	Char	Post Town			
A0012	X	40	Char	County			
A0013	M	10	Char	Post Code			
A0015	X	7	Integer	Grid Co-ord X			
A0016	X	7	Integer	Grid Co-ord Y			
A0017	X	7	Integer	Grid Co-ord Z			
A0018	X	12	Char	Unique Property – Reference Number			

1.3.2 Contact Mechanism		0 to many (per name, per Transaction)		***Record not Required***			
Attribute Number	Optional or Mandatory	Field Length	Field Format	Description	Key	Rules	MDD or TDD
A0177	M	5	Char	Record Identifier		CONTM	MDD
A0049	M	5	Char	Contact Mechanism Code			MDD
A0106	M	100	Char	Contact Mechanism Value			

1.4 Market Participant		0 to 1 (per Transaction)		***Record not Required***			
Attribute Number	Optional or Mandatory	Field Length	Field Format	Description	Key	Rules	MDD or TDD
A0177	M	5	Char	Record Identifier		MKPRT	MDD
A0126	M	5	Char	Role Code			
A0064	M	3	Char	Market Participant Abbreviated Name			

3.8 Customer Data Updates

Suppliers may wish to amend or add information to their portfolio by providing a data update. The format of this file is the same as that used to submit queries.

It is possible to update some data items via OSUPD, however, some of these changes will require minimum supporting information to enable validation, for example change to asset details. Other changes or additions, such as status updates, only require the change to be provided.

Functionality will also be provided via the Web.

In the case where more than one supplier is appointed at a meter point the non requesting supplier will receive an ONUPD to keep both sets of data in synch.

The minimum Information required to submit an update is:

Record	Information
Transaction	Record Identifier (TRANS) Transaction Reference Number Transaction Type Code (UPDTE) Transaction Type Reason Code
Meter Point	Record Identifier (MTPNT) Meter Point Reference Number

The table below shows the mandatory information required to update each data item. Each update requires a Transaction Type Reason Code (TTR Code) and there are 4 options:

- Address (ADD)
- Asset (ASS)
- Meter Point (MPT)
- Status (STA)

Please note that separate updates must be sent for each asset. This is because the existing serial number(T0512) attribute in 1.4 Query Details dataset is used to validate prior to updating.

Transaction Type Reason Code (A0167)	**Supporting Data Items** (Supporting information required to allow the update to the **Data Item**)	**Data Item** (Updateable Attributes)
MPT		Market Sector Code
MPT		Asset Location Code
ASS	Existing Serial Number Asset Class Code Manufacturer Code Year of Manufacture	Meter/Converter Serial Number
STA	N.B. For bypass only	Asset Status Code
STA		Collar Status Code

ADD	All available address fields must be provided, as the details submitted overwrite the address on record. As a minimum, 4 address lines should be given (house number/name; street; town; post code) To remove a single line of address details without altering other address data, Suppliers should overwrite the data contained in that line with an asterix	Meter Point Address

When updating serial number, pattern matching validation is performed on the new serial number to check the pattern provided against the pattern specified for that meter model held in rainbow. e.g.

Pattern: GWU6++++++++YY++
Serial Number: GWU61231234YY02

A Standard Response (RSUPD) will be sent for each Customer Data Update to the requesting Supplier to confirm whether the update will be made, or if the update is rejected. In the case of dual billing the second supplier will receive ONUPD to inform them of the updates made by the update requestor.

3.9 Miscellaneous Data Update Process Flow (ONUPD)

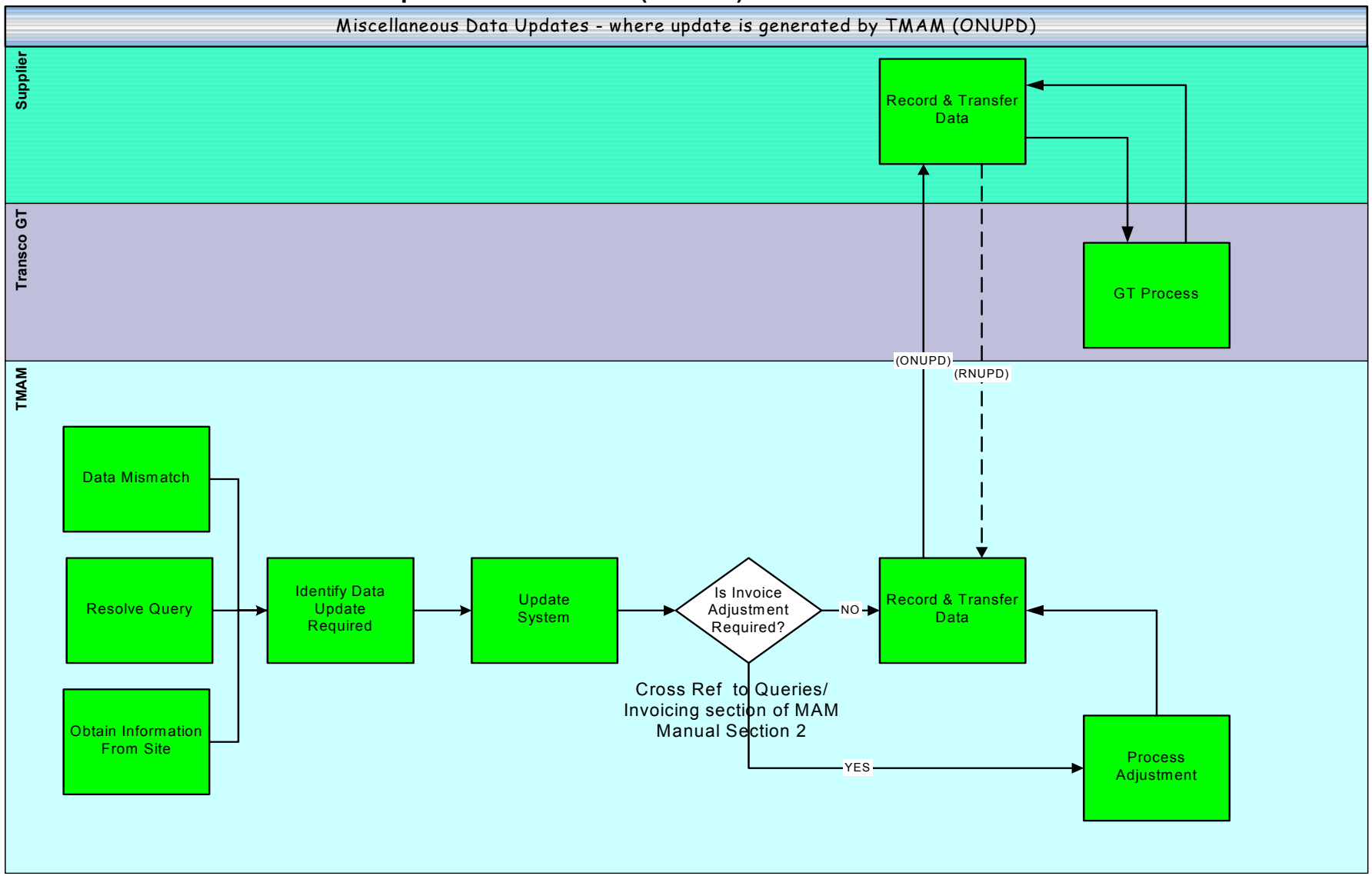

3.10 Customer Data Updates Process Flow (OSUPD)

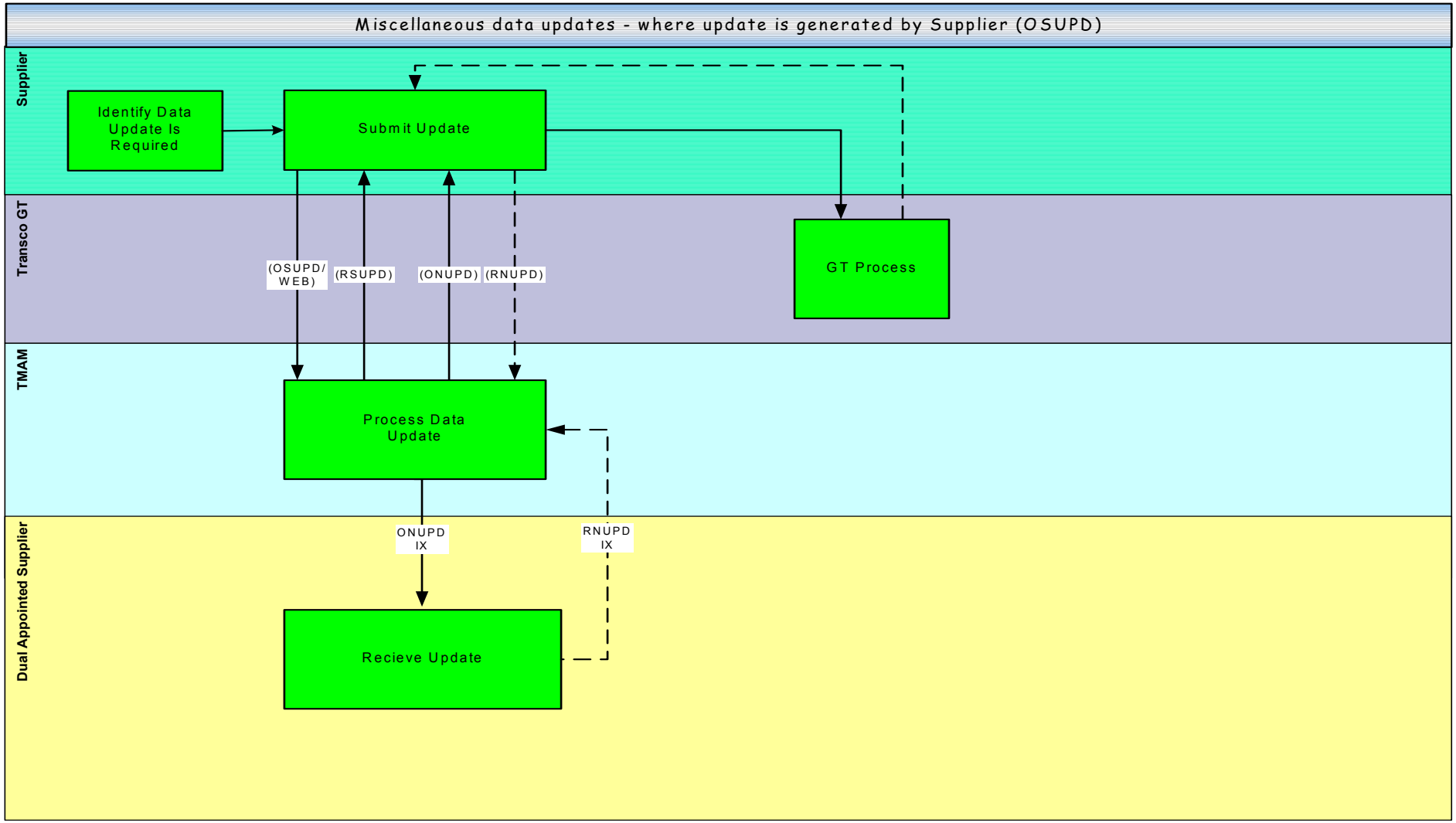

3.11 Customer Data Update Data Hierarchy (OSUPD)

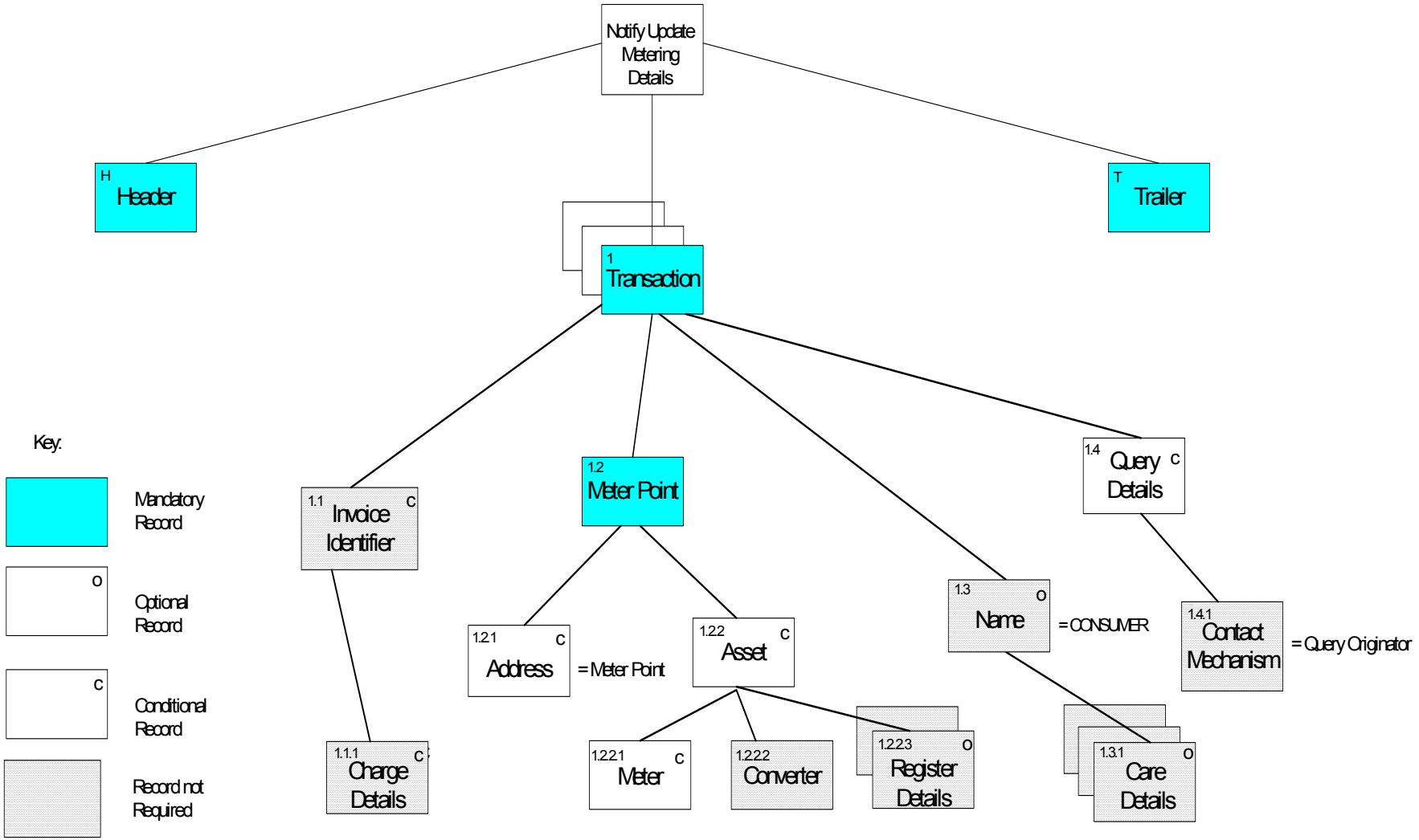

3.12 Customer Data Update File Format (OSUPD)

Attributes which are bold are updateable attributes.

1 Transaction		1 to many (per File)		***Mandatory Record***			
Attribute Number	Optional or Mandatory	Field Length	Field Format	Description	Key	Rules	MDD or TDD
A0177	M	5	Char	Record Identifier		TRANS	MDD
A0055	M	15	Char	Transaction Reference			
A0056	X	210	Char	Transaction Comment			
A0053	X	25	Char	Contract Reference			
A0144	M	5	Char	Transaction Type Code	*	Value: UPDTE - Update	MDD
A0167	M	5	Char	Transaction Type Reason Code	*	If a Supplier wishes to carry out multiple updates to more than one area, a separate Transaction is required. Values: ADD (Address Update), ASS (Asset Update), MPT (Meter Point Details Update), STA (Status)	TDD
A0058	X	15	Char	Cross-Ref Other Internal Job Reference			
A0122	X	15	Char	Cross-Ref Other External Job Reference			
A0142	X	5	Char	Transaction Status Code			MDD
A0057	X	5	Char	Transaction Status Change Reason Code			
A0161	**C**	**1**	**Char**	**Market Sector Code**	*	**Mandated when A0167 = MPT** **Values:** **D (Domestic as defined by the Utility Act),** **I (Industrial & Commercial as defined by the Utility Act).**	**MDD**
A0166	X	8	Date	Date of Notice			
A0068	X	5	Char	Registration Body			
A0069	X	20	Char	Registration Reference			
A0081	X	8	Date	Effective From Date			
A0082	X	8	Date	Effective To Date			

1.1 Invoice Identifier		0 to 1 (per Transaction)		***Record not required***			
Attribute Number	Optional or Mandatory	Field Length	Field Format	Description	Key	Rules	MDD or TDD
A0177	M	5	Char	Record Identifier		INVOI	TDD
T0530	M	10	Char	Original Area invoice number			
T0531	M	6	Number	Original Parent generation number			
T0532	M	6	Number	Original Line item number			
T0533	X	12	Char	MAM job/quote reference			
T0534	C	35	Char	Supplier job/quote reference			
T0535	X	10	Char	Adjustment Invoice Number			
T0536	X	6	Number	Adjustment Parent Generation Number			
T0537	X	6	Number	Adjustment Line Item Number			
T0538	X	15,2	Number	Adjustment Amount			

1.1.1 Charge Details		1 (per Invoice Identifier)		***Record not required***			
Attribute Number	Optional or Mandatory	Field Length	Field Format	Description	Key	Rules	MDD or TDD
A0177	M	5	Char	Record Identifier		CHRGE	TDD
T0540	O	15,2	Number	Charge item amount in dispute			
T0541	M	15,2	Number	Original Charge item withheld amount			
T0542	X	15,2	Number	Current Charge item withheld amount			

1.2 Meter Point		1 (per Transaction)		***Mandatory Record***			
Attribute Number	Optional or Mandatory	Field Length	Field Format	Description	Key	Rules	MDD or TDD
A0177	M	5	Char	Record Identifier		MTPNT	MDD
A0178	X	5	Char	Data Update Code			MDD
A0072	M	10	Integer	Meter Point Reference Number			
A0076	X	1	Char	Meter Link Code			MDD
A0077	X	2	Char	Meter Point Status			MDD
A0059	**C**	**2**	**Char**	**Location Code**		**Mandatory where A0167 = "MPT"**	**MDD**
A0157	X	100	Char	Meter Point Location Notes			
A0075	X	210	Char	Access Instructions			
A0074	X	9,6	Number	Conversion Factor			
A0073	X	8	Date	Last Inspection Date			
A0164	X	9,3	Number	Metering Pressure			

1.2.1 Address		0 to 1 (per Meter Point)		***Record Mandatory where A0167=ADD.[1]***			
Attribute Number	Optional or Mandatory	Field Length	Field Format	Description	Key	Rules	MDD or TDD
A0177	**M**	**5**	**Char**	**Record Identifier**		**ADDRS**	**MDD**
A0102	X	5	Char	Address Type Code	*	Value: MTRPT – Meter Point Address	MDD
A0003	X	210	Char	Address Text			
A0004	**O**	**40**	**Char**	**Sub Building Name_Number**	*	**This or the next field should be populated**	
A0006	**O**	**40**	**Char**	**Building Name_Number**	*	**This or the previous field should be populated**	
A0007	**O**	**40**	**Char**	**Dependent Thoroughfare**	*	**This or the next field should be populated**	
A0008	**O**	**40**	**Char**	**Thoroughfare**	*	**This or the previous field should be populated**	
A0009	**O**	**40**	**Char**	**Double Dependent Locality**			
A0010	**O**	**40**	**Char**	**Dependent Locality**			
A0011	**O**	**40**	**Char**	**Post Town**	*	**This field should be populated**	
A0012	X	40	Char	County			
A0013	**M**	**10**	**Char**	**Post Code**	*	**This field must be populated**	
A0015	X	7	Integer	Grid Co-ord X			
A0016	X	7	Integer	Grid Co-ord Y			
A0017	X	7	Integer	Grid Co-ord Z			
A0018	X	12	Char	Unique Property – Reference Number			

1.2.2 Asset		0 to 1 (per Meter Point)		***Record Mandatory if A0167=ASS)***			
Attribute Number	Optional or Mandatory	Field Length	Field Format	Description	Key	Rules	MDD or TDD
A0177	M	5	Char	Record Identifier		ASSET	MDD
A0178	X	5	Char	Data Update Code			MDD
A0144	X	5	Char	Transaction Type Code			MDD
A0024	M	5	Char	Asset Class Code	*	Values: BYPAS (Bypass), CONVR (Converter), METER (Meter),	MDD
A0109	X	10	Char	Product Id			MDD
A0163	O	5	Char	Payment Method code	*	Values: CR (Credit), PP (Prepayment).	MDD
A0083	O	10	Char	Model Code	*		MDD
A0060	C	3	Char	Manufacturer Code	*	Mandatory if A0167 = ASS	MDD
A0021	C	4	Integer	Year of Manufacture	*	Mandatory if A0167 = ASS	
A0022	**C**	**14**	**Char**	**Serial Number**	*	**Mandatory if A0167 = ASS**	
A0059	X	2	Char	Location Code			MDD

[1] When providing the Address dataset all information will be overwritten and therefore where an update to an attribute is required, all attributes should be provided even where they are a repeat of data already held in Rainbow.

A0158	X	100	Char	Asset Location Notes			
A0037	**C**	**2**	**Char**	**Asset Status Code**	*	**Mandatory if A0024 = BYPAS Values: CD (Closed), OP (Open)**	**MDD**

1.2.2.1 Meter		0 to 1 (per Asset)		***Record Mandatory if A0167=ASS and Asset Class Code = METER***			
Attribute Number	Optional or Mandatory	Field Length	Field Format	Description	Key	Rules	MDD or TDD
A0177	M	5	Char	Record Identifier		METER	MDD
A0178	X	5	Char	Data Update Code			
A0025	O	5	Char	Meter Type Code	*	Values: D (Diaphragm of unknown material), L (Leather Diaphragm), R (Rotary), S (Synthetic Diaphragm), T (Turbine), U (Ultrasonic), Z (Unknown)	MDD
A0085	X	5	Char	Meter Mechanism code			MDD
A0112	X	10,4	Number	Measuring Capacity			
A0079	X	1	Char	Meter Usage Code			MDD
A0044	**C**	**5**	**Char**	**Collar Status Code**	*	**Mandated where A0167 = "STA" and A0024 = "METER" Values: B (Broken), I (Intact),**	**MDD**
A0149	X	8	Date	OAMI Inspection Date			
A0126	X	5	Char	Role Code			MDD
A0160	X	8	Date	Last Refurbished Date			
A0194	X	7,2	Number	Pulse Value			

1.2.2.2 Converter		0 to 1 (per Asset)		***Record not required***			
Attribute Number	Optional or Mandatory	Field Length	Field Format	Description	Key	Rules	MDD or TDD
A0177	M	5	Char	Record Identifier		CONVE	MDD
A0178	X	5	Char	Data Update Code			
A0036	O	5	Char	Conversion Basis Code			
A0027	O	9,6	Number	Converter Conversion factor			

1.2.2.3 Register Details		0 to 2 (per Registering Asset)		***Record not required.***			
Attribute Number	Optional or Mandatory	Field Length	Field Format	Description	Key	Rules	MDD or TDD
A0177	M	5	Char	Record Identifier		REGST	MDD
A0178	X	5	Char	Data Update Code			

A0124	X	5	Char	Register Type Code			
A0121	O	2	Integer	Number of Dials or Digits			
A0123	O	5	Char	Units of Measure			
A0120	O	6,3	Number	Multiplication factor			

1.3 Name		0 to 1 (per Transaction)		***Record Not Required***			
Attribute Number	Optional or Mandatory	Field Length	Field Format	Description	Key	Rules	MDD or TDD
A0177	M	5	Char	Record Identifier		NAME = Consumer Name	MDD
A0107	X	5	Char	Person Type Code			
A0088	O	6	Char	Title			
A0089	O	4	Char	Initials			
A0090	M	30	Char	Surname			
A0100	O	100	Char	Person Notes	*		
A0101	O	30	Char	Access Password			

1.3.1 Care Details		0 to 33 (per Name per Transaction)		***Record Not Required***			
Attribute Number	Optional or Mandatory	Field Length	Field Format	Description	Key	Rules	MDD or TDD
A0177	M	5	Char	Record Identifier		CARE	MDD
A0039	M	2	Char	Care Category Code			

1.4 Query Details		0 to 1 (per Transaction)		***Record Mandated if A0167=ASS & A0024 = METER or CONVR***			
Attribute Number	Optional or Mandatory	Field Length	Field Format	Description	Key	Rules	MDD or TDD
A0177	M	5	Char	Record Identifier		QUERY	MDD
T0510	X	1	Char	Top Priority			
T0511	X	35	Char	Reference Number			
T0512	C	14	Char	Existing serial number	*	Mandatory if A0167 = ASS. N.B. If Rainbow cannot match after fuzzy matching the update will be rejected.	
T0513	X	1000	Char	Explanation			
T0514	X	1	Char	Additional information supplied			
T0515	X	3	Char	Justified			
T0516	X	8	Date	Date Logged			
T0517	X	8	Date	Date Resolved			
T0502	X	35	Char	Contact First Name			
T0503	X	35	Char	Contact Second Name			

1.4.1 Contact Mechanism		0 to 1 (per Query Details)		***Record not required***			
Attribute Number	Optional or Mandatory	Field Length	Field Format	Description	Key	Rules	MDD or TDD
A0177	M	5	Char	Record Identifier		CONTM	MDD
A0049	M	5	Char	Contact Mechanism Code			
A0106	M	100	Char	Contact Mechanism Value			

4 Standard Response File

4.1 Standard Response Overview

The Standard Response File is sent in response to the following Request files:

- Work Request (ORJOB)
- Portfolio Appointment Request (ONAGE)
- Portfolio De-appointment Request (ONAGE)
- Quotation (Metering Price) Request (ORQUO) [2]
- Customer Asset Update (OSUPD)
- OSENQ will be responded to via RSENQ (for RSENQ format see section 1.7 of Queries & Invoicing Volume)

When a request file is received, file level validation is undertaken and the Response Transaction identifies whether these high level checks were successful. File level failures are identified by "REJFL" in the Record Identifier (A0177) field and details of the rejected file are provided in the 3 subsequent fields (A0184/A0185/A0186), with the reason being specified in the Reason Record (1.1).

The file goes through the entire file validation process to ensure that all errors that can be identified are returned to the originator. Files that are rejected at file validation level do not progress through transaction level validation.

The Record Identifier (A0177) for accepted files is "RESPN" and accepted files then pass through transaction level validation. A response is provided in Transaction Outcome (1.2) via the Outcome Code (A0193), which is either "ACCPT" or "REJCT". There is a one to one relationship between transactions submitted and the number of Transaction Outcome records in the response. The reason for any rejected transactions are provided in the Reason Record (1.2.1).

Each transaction goes through the entire transaction validation process to capture all errors, for provision to the originator.

The standard response files that are sent are:

- Response to Work Request (RRJOB)
- Response to Appointment Request (RNAGE)
- Response to De-appointment Request (RNAGE)
- Response to (Metering Price) Quotation (RRQUO) [2]
- Response to Miscellaneous Data Update (RSUPD)
- Response to Query File(RSENQ) (see section 1.7 of Queries & Invoicing Volume)

Mandatory Information for a **file level** validation rejection:

Record	Transaction
Response Transaction	Record Identifier (REJFL) File Identifier Created Date Created Time

[2] Not currently supported

Reason	Record Identifier (REJRS) Response Code

Mandatory Information for a file, which passed through file level validation, but all transactions failed **transaction level** validation:

Record	Transaction
Response Transaction	Record Identifier (RESPN)
Transaction Outcome	Record Identifier (TROUT) Response Type Code Outcome Code (REJCT)Meter Point Reference Number Transaction Reference
Reason	Record Identifier (REJRS) Response Code

Mandatory Information for a file which passed through both **file** and **transaction** level validation and all the transactions were accepted:

Record	Transaction
Response Transaction	Record Identifier (RESPN)
Transaction Outcome	Record Identifier (TROUT) Response Type Code Outcome Code (ACCPT) Meter Point Reference Number Transaction Reference

Where some transactions were accepted and some were rejected, then the Response Transaction, Transaction Outcome and Reason records will be provided. In this scenario, the Transaction outcome records will include both ACCPT and REJCT outcome codes (A0193).

All files received will receive a response, and normally, all responses to a file will be sent in one response file. The exception to this is responses to portfolio appointment and deappointment requests (ONAGE). These are separated upon receipt for processing purposes, and responses are sent in separate files. The total number of transaction outcome records does, however, match the total number of meter points submitted in an appointment/deappointment request. If a transaction is investigated the remaining transactions will not be rejected.

In summary, there are 3 levels of validation:

File level validation: if the file passes this level of validation, then transaction level validation will be undertaken.
Transaction level validation: if a mandatory record is missing, then the whole transaction will be rejected.

Record level validation: the attribute number identifies the invlaid values provided, the response notes will identify the specific data problem.

4.2 Standard Response Data Hierarchy (RRJOB, RNAGE, RSUPD, RNJOB, RNUPD)

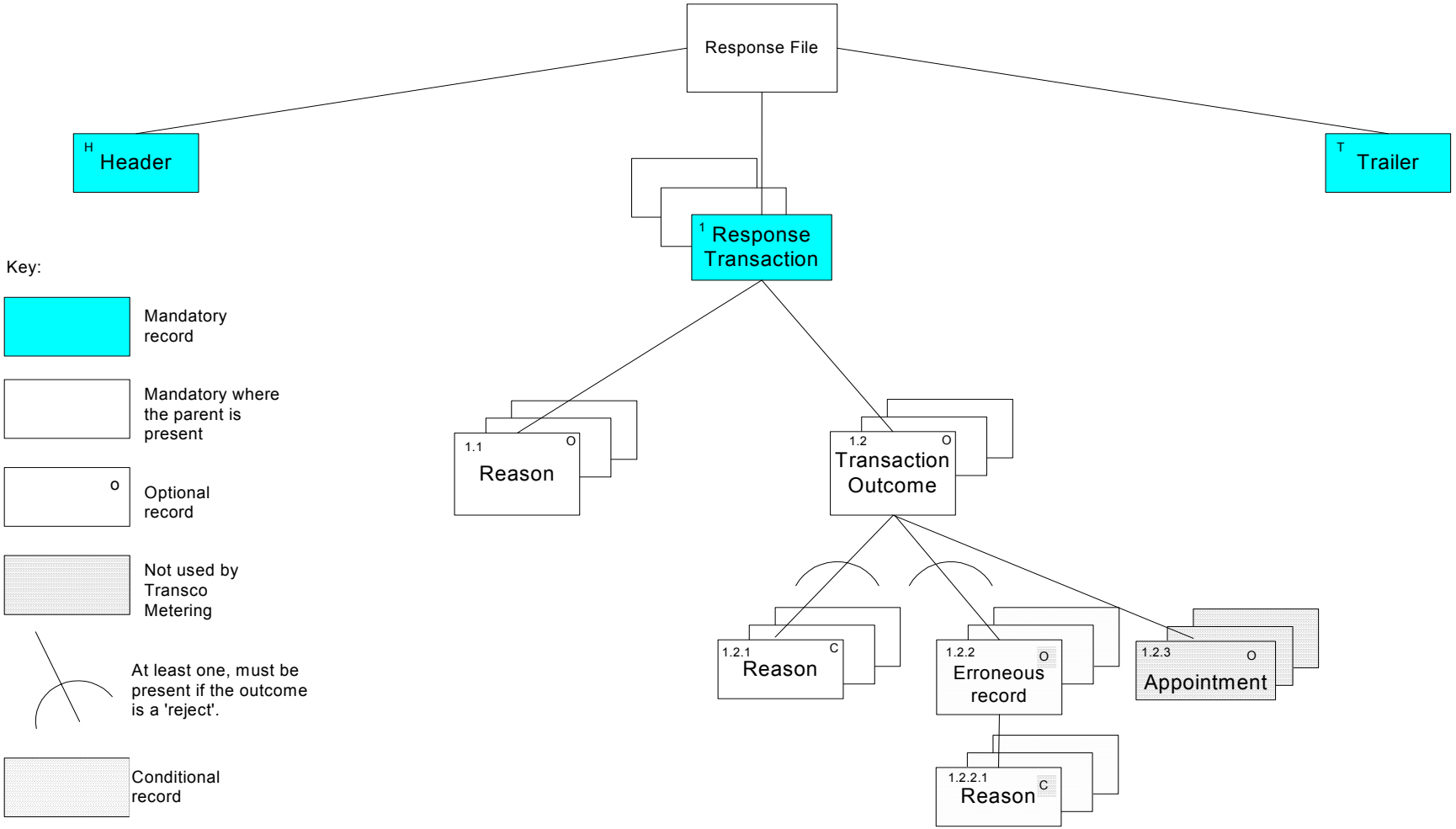

4.3 Standard Response File Format

1 Response Transaction		1 to many (per file)		***This is provided in response to all transactions where the file level checks were successful***			
Attribute Number	Optional or Mandatory	Field Length	Field Format	Description	Key	Rules	MDD or TDD
A0177	M	5	Char	Record Identifier	*	REJFL if the file has been rejected, otherwise RESPN.	MDD
A0186	M	8	Char	File Identifier	*	Mandatory if the file is being rejected.	
A0184	M	8	Date	Created Date	*	Mandatory if the file is being rejected.	
A0185	M	6	Char	Created Time	*	Mandatory if the file is being rejected.	

1.1 Reason		0 to many (per Response Transaction)		***This must be provided where the Response Transaction Record Identifier is REJFL.***			
Attribute Number	Optional or Mandatory	Field Length	Field Format	Description	Key	Rules	MDD or TDD
A0177	M	5	Char	Record Identifier	*	REJRS	MDD
A0173	O	5	Char	Attribute Number			
A0190	M	5	Char	Response Code	*	See Appendix Section 5.1	MDD
A0192	O	210	Char	Response Notes			

1.2 Transaction Outcome		0 to many (per Response Transaction)		***This is provided where there is a response at the record and/or data item level.***			
Attribute Number	Optional or Mandatory	Field Length	Field Format	Description	Key	Rules	MDD or TDD
A0177	M	5	Char	Record Identifier	*	TROUT	MDD
A0197	M	5	Char	Response Type Code		<u>Values:</u> RNAGE, RRJOB, RSUPD <u>Supplier Values:</u> RNJOB, RNUPD,	MDD
A0193	M	5	Char	Outcome Code	*	<u>Values:</u> ACCPT (Accepted), REJCT (Rejected).	MDD
A0072	C	10	Integer	Meter Point Reference Number	*	If provided by Supplier. If Supplier does not submit MPRN, file will be rejected and MPRN cannot be returned.	
A0055	C	15	Char	Transaction Reference		Mandated where provided by Supplier & will be returned where provided.	
A0144	C	5	Char	Transaction Type Code		Mandated where provided by Supplier.	
A0142	O	5	Char	Transaction Status Code			

1.2.1. Reason		0 to many (per Transaction outcome)		***Conditional Record, Mandated for rejected transaction outcomes***			
Attribute Number	Optional or Mandatory	Field Length	Field Format	Description	Key	Rules	MDD or TDD
A0177	M	5	Char	Record Identifier	*	REJRS	MDD
A0173	O	5	Char	Attribute Number		This may be included where a data item can be identified as part of the source of the exception.	
A0190	M	5	Char	Response Code		See Appendix Section 0	MDD
A0192	O	210	Char	Response Notes			

1.2.2 Erroneous Record		0 to many (per Transaction Response)		***Optional Record***			
Attribute Number	Optional or Mandatory	Field Length	Field Format	Description	Key	Rules	MDD or TDD
This contains the record in error.							

1.2.2.1 Reason		0 to many (per Erroneous Record)		***Conditional Record, Mandated where 1.2.2 is present***			
Attribute Number	Optional or Mandatory	Field Length	Field Format	Description	Key	Rules	MDD or TDD
A0177	M	5	Char	Record Identifier	*	REJRS	MDD
A0173	M	5	Char	Attribute Number		If the attribute cannot be identified, the rejection will be reported at the record level (1.2.1).	
A0190	M	5	Char	Response Code			MDD
A0192	O	210	Char	Response Notes			

1.2.3 Appointment		0 to many (for each Transaction)		***Record not sent***			
Attribute Number	Optional or Mandatory	Field Length	Field Format	Description	Key	Rules	MDD or TDD
A0177	M	5	Char	Record Identifier		APPNT	MDD
A0019	O	5	Char	Appointment Qualifier Code			
A0138	M	8	Date	Appointment Date From			
A0139	O	8	Date	Appointment Date To			
A0019	O	5	Char	Appointment Qualifier Code			
A0140	O	6	Char	Appointment Time From			
A0141	O	6	Char	Appointment Time To			

4.4 Examples

The following examples have been identified during external testing and are aimed to further clarify to Suppliers, the format of response files described in the MAM Manual.

N.B. Files have been spaced out for reading purpose and text in red is for information

Example 1

The example below shows an accepted works request for one transaction.

"HEADR","RESPN","GTM","MAM","XXX","SUP",20040415,"120139","TN000999","TST01",2,1 Header Record

"RESPN","TN000123",20040415,"105745" Response Transaction Record
"TROUT","RRJOB","ACCPT",12345678910,"REF01","","" Transaction Outcome Record indicating accepted

"TRAIL" Trailer Record

Example 2

The example below shows a rejected works request for one transaction.

"HEADR","RESPN","GTM","MAM","XXX","SUP",20040414,"150148","TN000999","TST01",5,1 Header Record

"RESPN","TN000003",20040414,"135921" Response Transaction Record
"TROUT","RRJOB","REJCT",12345678910,"REF01","","" Transaction Outcome Record indicating rejected transaction
"REJRS","A0138","02109","Sameday request received by batch file 20040414" Rejection Reason and text
"APPNT","",20040414,20040420,"","","" Erroneous Record
"REJRS","A0138","02109","Sameday request received by batch file 20040414" Rejection Reason and text repeated as mandated for erroneous record
"TRAIL"

Example 2

The example below shows a rejected works request for two transactions.

"HEADR","RESPN","GTM","MAM","XXX","SUP",20040406,"090133","TN000123","TST01",11,2 Header Record
"RESPN","TN050421",20040330,"114422" Response Transaction Record for Transaction 1
"TROUT","RRJOB","REJCT",,"TRANS 0","","" Transaction Outcome Record indicating rejection for transaction 1
"REJRS","","03101","TRANSACTION FORMAT IS INVALID :TRANSACTION FAILED" Rejection Record for Transaction 1(No Erroneous as entire transaction rejected)

"RESPN","TN050421",20040330,"114422" Response Transaction Record for Transaction 2

"TROUT","RRJOB","REJCT",12345678910,"REF01","","" Transaction Outcome Record indicating rejection for transaction 2
"REJRS","A0138","02104","Appointment date is in the past 20040405" Rejection Record for 1st rejection reason in Transaction 2
"REJRS","A0072","03104","MPRN Invalid/Check Digit Validation Failed 123456788910" Rejection Record for 2nd rejection reason in Transaction 2
"MTPNT","",12345678910,"F","LI","32","","",1.02264,, Erroneous Record for 1st rejection reason
"REJRS","A0072","03104","MPRN Invalid/Check Digit Validation Failed 12345678910" Rejection Record for 1st rejection reason in Transaction 2 repeated as mandated for erroneous record
"APPNT","",20040405,20040405,"","","" Erroneous Record for 2nd rejection reason
"REJRS","A0138","02104","Appointment date is in the past 20040405" Rejection Record for 2nd rejection reason in Transaction 2 repeated as mandated for erroneous record
"TRAIL"

4.5 Supplier Response Files

Suppliers may optionally produce the following response files to notification files;

- RNJOB
- RNUPD
- RNENQ

Where a Supplier rejects a file due to errors in the file format Transco Metering will manually handle any rejections contained within the response file and will attempt to resolve on a reasonable endeavours basis.

Where the Supplier rejects a file due to a challenge to asset details Transco Metering will not progress the rejection. Under these circumstances the Supplier is requested to raise as asset query in the normal way. (See section 1.1 of Queries & Invoicing Volume).

The file format will follow the same format as the Standard Response provided by Transco Metering as shown in section 4.2 to 4.3 except that the file will flow from the Supplier to Transco Metering Services.

5 Appendix

5.1 MDD / TDD Values

Contained below is a comprehensive list of the MDD / TDD values which will be used by Rainbow. Where a * appears this item will be TDD.

Data Item Reference	Data Item Name	Values Code	Description
A0102	Address Type Code		
A0103	Address Type Description		
		CONS	Customer/Consumer
		MTRPT	Meter Point
		SITE	Site

The address can be for different locations, this field indicates which location it refers to.

Data Item Reference	Data Item Name	Values Code	Description
A0019	Appointment Qualifier Code		
A0020	Appointment Qualifier Description		

Catered for in A0140 Slot times therefore the codes as specified by RGMA will not be used in Rainbow.

Data Item Reference	Data Item Name	Values Code	Description
A0024	Asset Class Code		
A0152	Asset Class Description		
		BOX	Box e.g. Meter box
		BYPAS	Bypass
		CONVR	Converter
		DTLGR	Data logger
		METER	Meter

The asset record can refer to different asset types, this data item provides the type of asset.

Data Item Reference	Data Item Name	Values Code	Description
A0037	Asset Status Code		
A0038	Asset Status Description		
		AC	Active
		CA	Capped
		CD	Closed
		CL	Clamped
		DM	Damaged
		FA	Faulty
		IN	InActive
		LI	Live
		OP	Open

		PD	Phone Line Down
		RE	Removed
		UN	Unknown

This data item provides information as to the status of the asset.

Data Item Reference	Data Item Name	Values Code	Description
A0039	Care Category Code		
A0040	Care Category Description		
		03	SEUC Unclassified
		04	Aged 60+
		05	Blind
		06	Braille User
		07	Poor Sight
		08	Deaf
		09	Poor Hearing
		10	Poor Speech
		11	Poor Sense of Smell
		12	Arthritic Hands
		13	Arthritic All
		14	Poor Walking
		15	Wheelchair
		16	Bedridden
		17	Mental Handicap
		18	Confused
		19	Serious Illness
		20	Other
		21	Heart Condition
		22	Breathing Difficulty

This record provides customer care information which is passed to the meter worker.

Data Item Reference	Data Item Name	Values Code	Description
A0044	Collar Status Code		
A0045	Collar Status Description		
		B	Broken
		I	Intact

This data item provides collar status.

Data Item Reference	Data Item Name	Values Code	Description
A0049	Contact Mechanism Code		
A0050	Contact Mechanism Description		
		EMAIL	E-Mail
		FAX	Facsimile
		MOBIL	Mobile Phone
		PAG	Pager
		POST	Letter sent land/sea/airmail
		TEL	Telephone
		TEX	Telex
		VISIT	Visit

This data item is used to indicate the contact mechanism, the field A0106 contains the detail e.g. if the contact mechanism code is EMAIL, A0106 would contain the e-mail address.

Data Item Reference	Data Item Name	Values Code	Description
A0036	Conversion Basis Code	T	Temperature
		PT	Pressure & Temperature
		CPT	Compressibility, Pressure & Temperature

Indicates the variables the Converter compensates for.

Data Item Reference	Data Item Name	Values Code	Description
A0178	Data Update Code		
A0014	Data Update Code Description		
		FOUND	Found
		UPDTE	Updates contained within
		RMOVD	Removed or Missing

Indicates the reason for the data update.

Data Item Reference	Data Item Name	Values Code	Description
A0187	File Usage Code		
A0169	File Usage Description		
		PRDCT	Production
		TST01	Test 01
		TST02	Test 02
		TST03	Test 03

Used in the file header to indicate whether the contents are actual production files or test files.

Data Item Reference	Data Item Name	Values Code	Description
A0179	File Type Code		
A0196	File Type Description		
		ORJOB	Request Job
		ONJOB	Notify Metering Job
		RNJOB	Response to Work Completion
		ORQUO	Request Metering Quote
		ONQUO	Notify Metering Quote
		RNQUO	Response to Quotation
		ONAGE	Notify Change of Agent
		ONUPD	Notify Update Metering Details
		RNUPD	Reponses to Notify Update Metering Details
		*OSENQ	Query Submission File
		*ONENQ	Query Notification File
		*RNENQ	Response to Query Notification File
		*OSUPD	Customer Data Updates
		MAP	Meter Asset Prices Report
		*AWH	Asset Works Ad-Hoc Adjustment Invoice
		*AWI	Asset Works Invoice
		*MAH	Metering Asset Ad Hoc Adjustment Invoice
		*MAJ	Metering Asset Standard Adjustment Invoice

	*MAV	Metering Asset Invoice
	*MDA	Invoice Asset Detail File - Adjustments
	*MDC	Invoice Asset Daily Count File
	*MDN	Invoice Asset Detail File
	RESPN	Responses
	*MFV	Pre Appointment Liquidated Damages (PALD) Invoice
	*MFN	PALD Invoice Asset Detail File
	*MFC	PALD Asset Daily Count File

Used in the file header to indicate the contents of the associated records.
Files RNJOB, RNQUO, RNUPD, RNENQ are all Supplier response files. These are optional files which the Supplier can use if they choose to reject a file.
ORQUO, ONQUO, RRQUO and RNQUO are all out of scope for Separation.

Data Item Reference	Data Item Name	Values Code	Description
A0059	Location Code		
A0150	Location description		
		00	Unknown
		01	Cellar
		02	Under Stairs
		03	Hall
		04	Kitchen
		05	Bathroom
		06	Garage
		07	Canteen
		08	Cloakroom
		09	Cupboard
		10	Domestic Science
		11	Front Door
		12	Hall Cupboard
		13	Kitchen Cupboard
		14	Kitchen under sink
		15	Landing
		16	Office
		17	Office Cupboard
		18	Outside WC
		19	Pantry
		20	Porch
		21	Public Bar
		22	Rear of Shop
		23	Saloon Bar
		24	Shed
		25	Shop Front
		26	Shop Window
		27	Staff Room
		28	Store Room
		29	Toilet
		30	Under Counter
		31	Waiting Room
		32	Meter box Outside
		98	Other
		99	Outside

Indicates the location of the Meter Point or Asset.

Data Item Reference	Data Item Name	Values Code	Description
A0060	Manufacturer Code		
A0061	Manufacturer Description		
		AM	Alder & MacKay
		AS	Adcock & Shipley
		BGW	Begwaco
		BGL	British Gas Light Ind
		BRA	Braddock
		BW	Bradley & West
		CHE	Cheltenham Meters
		DEL	Delta
		DR	Dresser
		EMI	Thorn EMI
		EUR	Eurometers
		GG	George Glover
		GL	Glynwed
		GMC	Gas Meter Co Ltd
		GW	George Wilson
		HIL	Holmes-In-Line
		HOC	Holmes Connersville
		IGA	IGA
		IGT	IGA Turbines
		IMA	IMAC
		INS	Instromet
		INV	Invensys
		JEA	Jeavons/ Krom/Schroder
		JR	J Robinson & Co
		KRO	Krom/Schroder
		LG	Landis and Gyr
		MAG	Magnol Computers
		MET	Metropolitan Gas Meters Ltd
		MM	Milnes Meters
		MTL	Meters Ltd
		NFC	Nottigham Flows Ltd
		NP	Nuovo Pignone
		ORM	George Orme
		OT	Other – not codified
		PC	Parkinson Cowan
		PCC	PC Computers
		PE	Peebles & Co Ltd
		RCK	Rockwell
		RMG	RMG
		ROM	Roment
		ROO	Roots Ltd
		SCH	Schlumberger Industries
		SGR	Singer
		SIE	Siemens
		SM	Smith Meters
		SP	Sawer & Purves
		TB	T Braddock
		TG	T Glover
		UGI	UGI
		UNK	Unknown
		VAL	Valor
		VAN	Vanda Meters Ltd
		WBC	W B Cowan
		WCH	W.C. Holmes & Co
		WLK	Wilkinsons
		WLN	Wilson
		WLY	Willey

List of meter manufacturer codes

N.B The following list of Market Participants will be updated prior to Cutover once RGMA has been updated.

Data Item Reference	Data Item Name	Values Code	Description
A0064	Market Participant Abbreviated Name		
A0065	Market Participant Abbreviated Name	418	Scottish and Southern Energy
		ACC	Accord
		AEG	Atlantic Electric & Gas Ltd
		AGA	Total FinaElf Gas & Power Ltd
		AGI	AGIP UK Ltd
		AGM	Midlands Gas Ltd
		AGS	TXU Europe AH Online Ltd
		AMD	TXU Europe AHGD Ltd
		AME	Amerada Gas Supply Service Ltd
		ANG	Enron Direct
		BGR	Belgrave Gas Ltd
		BPG	BP Gas Ltd
		BUS	British Gas Trading
		CNG	Contract Natural Gas Ltd
		CUS	Customer
		CWF	Countrywide Energy
		EAS	Ownlabel Energy Ltd
		ELT	Elf Trading Sa
		EME	Powergen Energy Plc
		EMI	East Midlands Ind Shipper Ltd
		ENP	Enron Capital&Trade Ltd
		ENG	Eastern Natural Gas RTL Ltd
		FLO	Flogas Uk Plc
		GDI	Gas-Direct Ltd
		GUK	Npower Northern Ltd
		GLC	Fortum Energy Plus Ltd
		GTM	Transco Metering Services
		IEU	Independent Energy UK Ltd Npower Business Services
		KER	Kerr-McGee Gas UK Ltd
		KIN	Powergen Gas Ltd
		LED	EDF Trading Ltd
		LEP	London Electricity Plc
		MFE	Meterfit North East
		MFW	Meterfit North West
		MID	Midland Sales Ltd
		MGS	Morgan Stanley & Co Int Ltd.
		MOB	Mobile Gas Ltd
		MeterPlus	MeterPlus
		MUL	Monal Utilities Ltd
		NES	Fortum Gas Ltd
		NGD	Npower Commercial Gas Ltd Npower Business Accounts
		NGS	Natural Gas Shipping Services
		NOR	International Power Ltd
		NPO	Powergen UK Plc
		NPW	Innogy
		NSG	North Dea Gas Ltd
		OFG	Ofgas
		POW	Powergen UK Plc
		QED	Quantum Gs Management Plc
		QGM	Quantum Energy Distribution Ltd

	QUA	Shell Gas Direct Ltd
	RAG	Rhurgas A.K.Tienge Sellschaft
	REE	Reepham Ltd
	REW	Gaz de France Marketing Ltd
	RGG	Regent Gas
	SCP	Scottish Power Energy Trading Ltd
	SEM	Sema Energy Europe Ltd
	SGL	Sterling Gas Ltd
	SMS	Siemens Metering
	SOG	Beacon Gas Ltd
	STA	Statoil UK Gas Ltd
	STE	TXU Europe AHST Ltd
	STT	Statoil UK GasLtd
	SWE	Western Gas Ltd
	TCG	Npower Gas Ltd
	TEX	Shell Gas Direct 2
	TOT	Total Gas Marketing Ltd
	TRA	Transco
	UMS	Utility Metering Service
	UNI	TXU Europe AET Ltd
	UTG	Union Texas Gas Ltd
	UUL	United Utilities Plc
	VEC	Vector Gas Ltd
	VOL	Gaz de France solutions Ltd
	YKE	Yorkshire Energy Ltd

List of market participants

Data Item Reference	Data Item Name	Values Code	Description
A0161	Market Sector Code		
A0162	Market Sector Description		
		D	Domestic as defined by the Utility Act
		I	Industrial & Commercial as defined by the Utility Act

Used in the transaction record to indicate whether the consumer is domestic or I & C.

Data Item Reference	Data Item Name	Values Code	Description
A0076	Meter Link Code		(Freestanding, Prime, Sub)
		F	Free Standing

Primes and Subs work requests will not be rejected, requests will be dropped into WIP.

Data Item Reference	Data Item Name	Values Code	Description
A0085	Meter Mechanism Code		
A0086	Meter Mechanism Description		
		CM	Coin Meter
		CR	Credit
		ET	Electronic Token Meter
		MT	Mechanical Token Meter
		PP	Prepayment
		TH	Thrift
		U	Unknown

Data item is used to indicate the payment method of the meter.

Data Item Reference	Data Item Name	Values Code	Description
A0077	Meter Point Status Code		
A0078	Meter Point Status Description		
		CA	Capped
		DE	Dead
		LI	Live
		OT	Other
		PL	Planned
		SP	Spin Capped

Data item is used to provide information on the status of the meter point.

Data Item Reference	Data Item Name	Values Code	Description
A0079	Meter Usage Code		
A0080	Meter Usage Code Description		

Not used by

Data Item Reference	Data Item Name	Values Code	Description
A0025	Meter Type Code		
A0026	Meter Description		
		D	Diaphragm of unknown material
		L	Leather diaphragm
		R	Rotary
		S	Synthetic Diaphragm
		T	Turbine
		U	Ultrasonic
		Z	Unknown

Data item indicates the meter measurement mechanism

Data Item Reference	Data Item Name	Values Code	Description
A0083	Model Code		
A0084	Model Description		
		As per RGMA	

Data Item Reference	Data Item Name	Values Code	Description
A0193	Outcome Code		
		ACCPT	Accepted
		REJCT	Rejected

Used in the response file to indicate whether the file was accepted or rejected

Data Item Reference	Data Item Name	Values Code	Description
A0163	Payment Method Code		
A0168	Payment Method Description		
		CR	Credit
		PP	Pre-payment

Data item is used to indicate payment method.

Data Item Reference	Data Item Name	Values Code	Description
A0107	Person Type Code		

A0108	Person Type Description		
		ASSPR	Asset Provider
		CCMP	Connection Company
		CKEY	Contact for Key
		CLAND	Contact land lord
		CONS	Consumer/Customer
		CONT	Contact
		CREP	Contact to report to
		CSITE	Site Contact
		CTENT	Contact Tenant
		GAO	Gas Act Owner
		KEYH	Key Holder
		MAM	Meter Asset Manager
		MTWK	Meter Worker
		REQ	Requestor of job or query
		TIOWN	Title Owner
		UNCON	Unconnected asset address

This information is used in the **Name** dataset for works and is not passed to the meter worker. Only the Surname and other details in the dataset are sent to meter worker.

Data Item Reference	Data Item Name	Values Code	Description
A0201	Price Type Code		
A0202	Price Type Description		
		I	Installation
		M	Maintenance
		P	Provisional
		T	Total summed amount

Data item used to provide indication of what the price information relates to.

Data Item Reference	Data Item Name	Values Code	Description
A0203	Price Unit Code		
A0204	Price Unit Description		
		PPD	Pence per day

Data item provides details of the pricing unit in the Price records.

Data Item Reference	Data Item Name	Values Code	Description
A0177	Record Identifier		
A0165	Record Identifier Description		
		ACTON	Action
		ADDRS	Address
		APPNT	Appointment
		ASSET	Asset
		CARE	Care Detail
		CONTM	Contact Mechanism
		CONVE	Converter
		HEADR	Header
		METER	Meter
		MKPRT	Market Participant
		MTPNT	Meter Point
		NAME	Name
		PRDCT	Product
		PRICE	Price (Quote)
		READG	Reading

	REGST	Register Detail
	REJFL	Reject File
	REJRS	Reason – Rejected Records
	RESPN	Response
	TRAIL	Trailer
	TRANS	Transaction
	TROUT	Transaction Outcome
	*CHRGE	Charge Details
	*CONTM	Requestor's Details
	*BNKAC	Bank Account
	*INSUM	Invoice Summary
	*INVAT	VAT Rate Summary
	*INGSM	Geographic Area Summary
	*INJVS	Job Type/VAT Rate Summary
	*INBSM	Charge Band Invoice Summary
	*INBAS	Charge Band Standard Adjustment Summary
	*INBHS	Charge Band Ad Hoc Adjustment Summary
	*INRAD	Invoice Remittance Advice
	*INJBD	Work Invoice Job Detail
	*INJHA	Work Invoice Ad Hoc Adjustment Summary
	*INRID	Invoice Remittance Advice Item Detail
	*INVOI	Invoice Identifier
	*JOBIN	Job
	*QUERY	Query Details
	*INIVS	Charge Item / VAT Rate Summary

This data item is used to indicate the type of record

Data Item Reference	Data Item Name	Values Code	Description
A0124	Register Type Code		
A0125	Register Type Description		
		CORR	Corrected Converter Register
		METER	Meter Register
		UNCOR	Uncorrected Converter Register

This data item is used to indicate which register the reading relates to.

Data Item Reference	Data Item Name	Values Code	Description
A0068	Registration Body		
		OAMI	Ofgem Authorised meter Installer
		CORGI	

Data Item Reference	Data Item Name	Values Code	Description
A0190	Response Code		
A0191	Response Description		

Response Codes

Data Item Reference	Data Item Name	Values Code	Description
A0197	Response Type Code		
A0198	Response Type Description		
		RRJOB	Response Request Job
		RRQUO	Response Request Metering Quote
		RNAGE	Response Notify Change of Agent
		RNUPD	Reponses to Notify Update Metering Details
		RNJOB	Response to Work Notification
		RNENQ	Response to Query Notification

Data item is used in response files to indicate the response transaction type.

Data Item Reference	Data Item Name	Values Code	Description
A0126	Role Code		
A0127	Role Description		
		ASSPR	Asset Provider
		C	Gas Act Owner – Consumer
		MAM	Meter Asset Manager
		S	Gas Act Owner – Supplier
		SUP	Supplier
		T	Gas Act Owner – GT

Data item is used to indicate the owner of the meter or the market participant dependent upon the record type.

Data Item Reference	Data Item Name	Values Code	Description
A0142	Transaction Status Code		
A0143	Transaction Status Description		
		ABORT	Agent aborts
		CANCL	Requestor Cancels
		COMLT	Completed[3]
		PCOML	Partially Completed
		REQST	Request
		REVRQ	Revised Request
		SCHED	Agent Schedules
		*REMND	Query 5 Day REMINDER
		*CLOSE	Query 10 Day Auto CLOSURE
		*RESLV	Query RESOLUTION
		*COMPL	Query COMPLETION

Data Item Reference	Data Item Name	Values Code	Description
A0057	Transaction Status Change Reason Code		
A0062	Transaction Status Change Reason Description		
		APATS	Animal prevents access
		CONRP	Consumer Instigated Replan
		CRATS	Refused Access
		JFTBD	Job already done

		MTFOS	Meter tamper
		NOACC	No Access
		NTTVJ	No time to visit job
		OAEMR	Other equipment required
		OBSAC	Obstructed Access
		OTHER	Other reason where the reason is entered in A0056 Transaction Comment.
		PUNOC	Property Unoccupied
		RESCD	Agent instigated rescheduling
		UADOR	Unsafe access / safety grounds
		UTTEV	Unable to turn Emergency Valve.

Data item used to indicate reason for rescheduling or cancelling of job.

Data Item Reference	Data Item Name	Values Code	Description
A0144	Transaction Type Code		
A0145	Transaction Type Description		
		APPNT	Appointment
		DEAPP	De-appointment
		EXCHG	Exchange
		INSTL	Install
		OTVST	Other Visit
		REMVE	Remove
		REPSN	Reposition
		REPRT	Report
		UPDTE	Update
		*AST	Asset
		*INVAJ	Invoice Meter Work
		*INVAM	Invoice Meter Rental
		*WRK	Work Query
		*MAV	Metering Asset Invoice
		*MAJ	Metering Asset Standard Adjustment Invoice
		*MAH	Metering AssetAd Hoc Adjustment Invoice
		*AWI	Asset Works Invoice
		*AWH	Asset Works Ad Hoc Adjustment Invoice
		*MFV	Pre Appointment Liquidated Damages (PALD) Invoice

Data item used to indicate type of job.

Data Item Reference	Data Item Name	Values Code	Description
A0167	Transaction Type Reason Code		
A0160	Transaction Type Reason Description		
		APPNT	Appointment
		BAT	OTV – Battery change
		CA	Change of Agent
		CARDC	Gas card-related problem – consumer issue
		CARDM	Gas card-related problem – meter fault
		CHKAS	Check asset details
		CLAMP	Clamped
		COS	Change of Supplier
		COT	Change of Tenancy

	DE	Disconnection
	DECOM	Decommission
	DEMO	Demolition
	DMGMT	Damaged Meter
	DPL	Duplicate Removal
	EMERG	Following Emergency visit
	EOT	End of Tenancy
	EXT	EXC – Ofgem Test
	FIX	OTV – Fix Meter
	FNDAS	Found Asset
	FTCOL	Fit Collar only
	FULTY	Faulty
	LEAKY	Leaking
	LC	Loss of contract to another supplier (CoS)
	LOC	OTV – Lock Meter
	MAINT	Maintenance Work
	MISAS	Missing Asset
	NEWCN	New Connection
	OB	Objection (raised and/or upheld)
	OFINS	OAMI Inspection
	POLIC	Policy Exchange
	RECOM	Recommission
	RECON	Reconnect
	TAMPC	Reset PPM – Consumer issue
	TAMPM	Reset PPM – meter fault
	TSE	OTV – Hire Transco Service Engineer
	UNCLP	Unclamp
	UNL	OTV – Unlock Meter
	UPGRAD	Upgrade substandard meter installation
	*ADD	Address Details Update
	*ADJ	Adjustment Query
	*ADQ	Asset Details Query
	*ASS	Asset Details Update
	*CAA	Consumer/Address Amendment
	*CAL	Invoice Calculation Query
	*COM	Compensation Query
	*CON	Consumer Details Update
	*CRO	Crossed Meter
	*DBT	Duplicated Billing
	*FEQ	Faulty Equipment Query
	*FOU	Found Meter Query
	*GSB	Guaranteed Standard Broken
	*ISR	Supplier Reference Query – Meter Works Invoice
	*MPT	Meter Point Details Update
	*OWN	Ownership/Portfolio Dispute
	*REP	Replicate MPRN
	*STA	Status Update
	*SMS	Supply Meter Installation Query
	*WNR	Meter Work Query

Data item used in conjunction with A0144

Data Item Reference	Data Item Name	Values Code	Description
A0123	Units of Measure		
		SCFH	Standard Cubic Feet per hour

	SCMH	Standard Cubic Meters per hour.

Dataset used to indicate the units of measure of the reading.

Transco Metering Specific Attributes with Transco Domain Data

Data Item Reference	Data Item Name	Values Code	Description
T0510*	Top Priority Flag	X	Yes
		'blank'	No entry represents No

Data Item Reference	Data Item Name	Values Code	Description
T0514*	Additional Information Supplied	X	Yes
		'blank'	No entry represents No

Data Item Reference	Data Item Name	Values Code	Description
T0515*	Justified	Y	Yes
		N	No
		'blank'	Not applicable

Data Item Reference	Data Item Name	Values Code	Description
T0338*	Charge Item	P	Provision
		I	Installation
		M	Maintenance
		X	Other

Data Item Reference	Data Item Name	Values Code	Description
T0401*	Job Type	INSTL	Install
		REMVE	Remove
		RESPN	Reposition
		EXCHG	Exchange
		OTVST	Other Site Visit

Data Item Reference	Data Item Name	Values Code	Description
T0427*	Standard or Non-Standard Indicator	S	Standard
		N	Non-Standard

Data Item Reference	Data Item Name	Values Code	Description
A0140*	Appointment Time From	AM	Before 13:00
		PM	After 12:00
		AT	Any Time of the Day
		08:00	Between 08:00 & 10:00
		10:00	Between 10:00 & 12:00
		12:00	Between 12:00 & 14:00

		14:00	Between 14:00 & 16:00
		16:00	Between 16:00 & 18:00
		18:00	Between 18:00 & 20:00

Data Item Reference	Data Item Name	Values Code	Description
A0055*	Transaction Reference	ADDIT	Additional Work
		CONSU	Consumer Initiated Work
		EMERG	Meter Exchange by GT following Emergency
		MAINT	Maintenance Work
		POLIC	Policy Meter Exchange

Used in Unsolicited Flows

5.2 CSV Examples

Confirmation of how values should be provided in CSV format

In comma separated value (CSV) file format.

Data Type	Optional	Mandated
Char	If the value is present it is included in double quotes e.g. ,"METER",. If it is not present it is ,"",	Value must be present and included in double quotes e.g. ,"METER",
Date	If the value is present it is not included in double quotes e.g. ,20030615, ,20050214, ,20041225,. If it is not present it is ,“ “,	Value must be present and not included in double quotes e.g. ,20030615, ,20050214, ,20041225,
Integer	If the value is present it is not included in double quotes e.g. 10 . If it is not present it is ,,	Value must be present and not included in double quotes e.g. 10
Number	If the value is present it is not included in double quotes e.g. ,00123, ,00456, ,00789,. If it is not present it is ,” “,	Value must be present and not included in double quotes e.g. ,00123,. ,00456, ,00789,

Example 1

Key
X = Field not used by Rainbow
O = Optional Field
C = Conditional
M = Mandated

1.1.1 Asset		0 to many (per Meter Point)			
Attribute Number	Optional or Mandatory	Field Length	Field Format	Description	Values
A0177	M	5	Char	Record Identifier	ASSET
A0178	O	5	Char	Data Update Code	
A0144	M	5	Char	Transaction Type Code	INSTL
A0024	M	5	Char	Asset Class Code	METER
A0109	X	8	Integer	Product Id	
A0163	O	5	Char	Payment Method code	CR
A0083	C	10	Char	Model Code	D1.5
A0060	C	3	Char	Manufacturer Code	SCH
A0021	C	4	Integer	Year of Manufacture	2001

A0022	C	14	Char	Serial Number	E6123401001
A0059	C	2	Char	Location Code	
A0158	C	100	Char	Asset Location Notes	
A0037	C	2	Char	Asset Status Code	LI

If the above dataset were to be represented in csv format, it would look like this

"ASSET","","INSTL","METER",,"CR","D1.5","SCH",2001,"E61234010001","","","LI"

Example 2

1.1.1 Asset		0 to many (per Meter Point)			
Attribute Number	Optional or Mandatory	Field Length	Field Format	Description	Values
A0177	M	5	Char	Record Identifier	ASSET
A0178	O	5	Char	Data Update Code	
A0144	M	5	Char	Transaction Type Code	INSTL
A0024	M	5	Char	Asset Class Code	METER
A0109	X	8	Integer	Product Id	
A0163	O	5	Char	Payment Method code	
A0083	C	10	Char	Model Code	
A0060	C	3	Char	Manufacturer Code	
A0021	C	4	Integer	Year of Manufacture	
A0022	C	14	Char	Serial Number	
A0059	C	2	Char	Location Code	
A0158	C	100	Char	Asset Location Notes	
A0037	C	2	Char	Asset Status Code	

If the above dataset were to be represented in csv format, it would look like this

"ASSET","","INSTL","METER",,"","","","",,"","","","",""

5.3 Calculation of Meter Point Conversion Factor

TRANSCO ONLY
Date Received:
Ref:

Please provide as much relevant information as possible

Supplier Information	
Supplier name or Short Code:	Supplier Ref no:
Enquiry Originator (name of person):	Date of submission:
	Transaction Type Code:
Phone No:	Reason for calculation (e.g. AQ review)

Consumer Details	Daytime Contact Number:
Name:	Evening Contact Number:
Access Instructions (in case site visit required)	

Job Address	
Property No:	
Property Name:	
Street Name:	
District:	
Postal Town:	
Postcode:	

MPRN(s)

Other Comments:	

Signed:……. Print Name:…….

TRANSCO ONLY
Date Received:
Ref:

5.4 Query Fax Template

Supplier Information	
Supplier name or short code:	Supplier Ref:
Enquiry Originator(Name of person):	Date of submission:
	Transaction Type Code:
Phone No:	Enquiry Code:

Consumer Details	Daytime Contact Number:
Name:	Evening Contact Number:
Access Instructions:	
Special End User category Information:	

Enquiry Detail		
MPRN(or MPRNs for CRO or REP Queries):		Priority:
Job Address		Explanation Details:
Property No:		
Property Name:		
Street Name:		
District:		
Postal Town:		
Postcode:		

Invoice Detail	
Invoice Number:	Adjustment Number:
Line Item Number:	Amount in Dispute:
Parent Generation Number:	Withheld Amount:

Work Detail	
TMS Quote/Job Ref:	Supplier Quote/Job Ref:

Optional Information

MPRN	**Meter Serial No.**	**Meter Type**	**Meter Model**	**Meter Mechanism**	Meter Manufacturer	**Year of Manufacture**

Other Comments:	

Signed:…… Print Name:……

5.5 Contract Reference

This document section represents the treatment of Contracts between Supplier and Transco Metering in respect of Rainbow Functionality.

Asset Works (Not Replan/ Cancel)

The validation performed on Contract Reference for Asset Works is as follows:

Validation Level	Data item	RGMA Reference	RGMA Record	Condition Required to Pass Validation
Customer and Contract Validation	Contract	Contract Reference	Transaction	Contract Number is provided in transaction
Customer and Contract Validation	Contract	Contract Reference	Transaction	Contract Number provided is valid
Customer and Contract Validation	Contract	Contract Reference	Transaction	Contract Number provided is valid for the Customer
Customer and Contract Validation	Contract Line item	Originator ID Contract Ref Job Type Code Payment Mechanism	Transaction Meter	Requested activity is a part of the contract
Customer and Contract Validation	Contract validity	Originator ID Contract Ref Appointment Date	Transaction Appointment	Contract is valid on the “appointment from” date
Customer and Contract Validation	Contract Line item validity	Originator ID Contract Ref Job Type Code Appointment Date Payment Mechanism	Transaction Appointment Asset Meter	Requested activity is valid on the “appointment from” date
Requested Activity Validation	Contract line Item (Material)	Job type Code Job Type Reason Code Payment Mechanism	Transaction Asset Meter	Requested activity has not been discontinued
Requested Activity Validation	Contract line Item (Material)	Contract Ref Job type Code Job Type Reason Code Payment Mechanism	Transaction Asset Meter	Requested activity has not been discontinued

Portfolio (Appointment only)

The validation performed on Contract Reference for Portfolio files is as follows:

Validation Level	Data item	RGMA Reference	RGMA Record	Condition Required to Pass Validation
Customer and Contract Validation	Contract	Contract Reference	Transaction	Contract Number is provided
				Contract Exists for P & M
Customer and Contract Validation	Contract	Contract Reference	Transaction	Contract Number is valid
Customer and Contract Validation	Contract	Contract Reference	Transaction	Contract Number provided is valid for the customer
Customer and Contract Validation	Contract validity	Originator ID Contract Ref Appointment Date	Transaction Appointment	Contract is valid on the “appointment from” date

Contract Reference Validation Process Flow

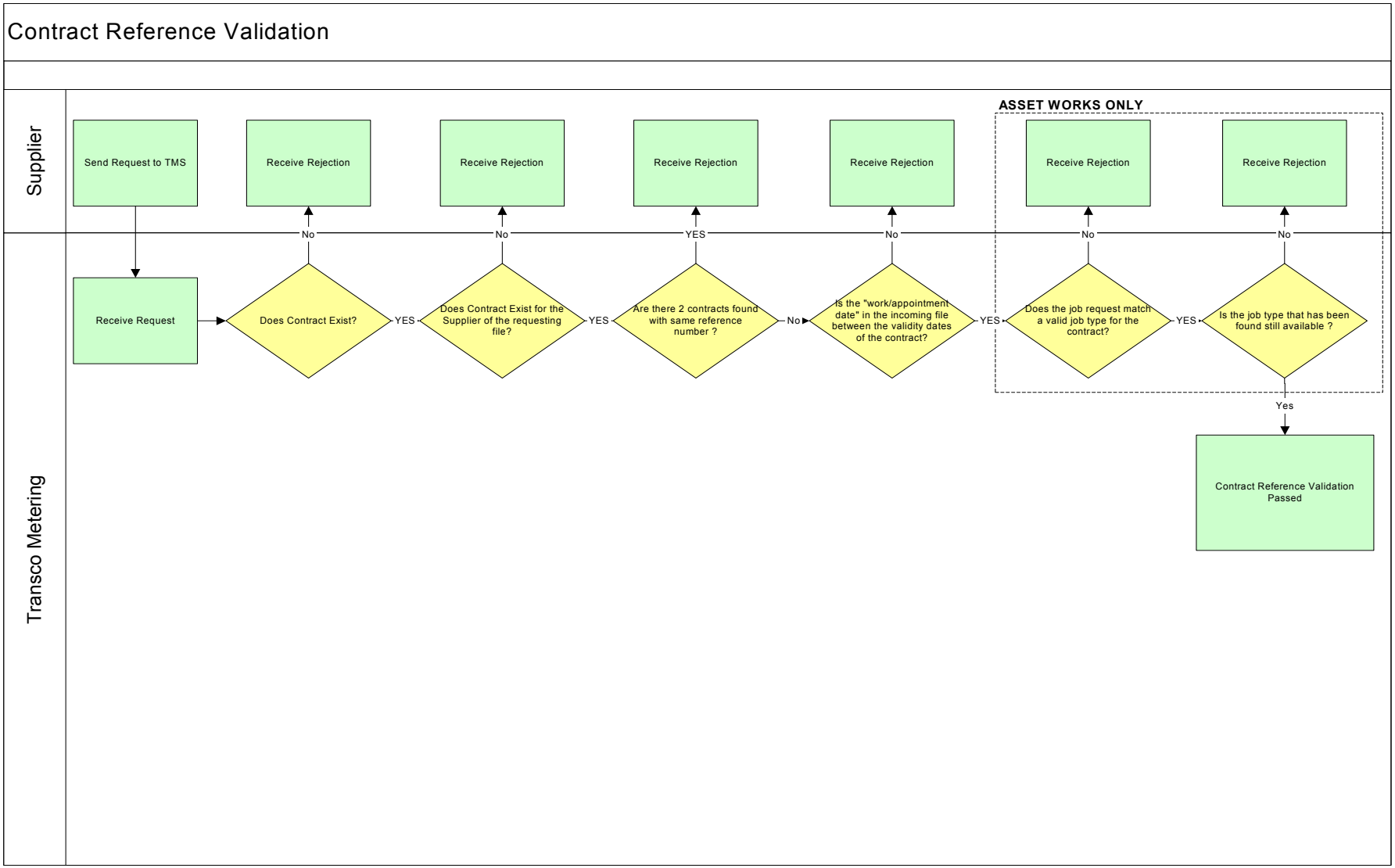

The following table shows, by file type, the contract reference number required from Suppliers or provided by Transco Metering for all electronic flows.

File Name	File Type	Contract	Inbound (I) Outbound (O)
ONAGE	Appointment File	Provision & Maintenance	I
ONAGE	De-Appointment File	Provision & Maintenance	I
ONUPD	Provide Asset Details (Post Appointment and Misc. Updates)	Provision & Maintenance	O
ORJOB	Request Asset Works for below 7 barg	Below 7 barg Meter Works	I
ORJOB	Request Asset Works for above 7 barg	Above 7 barg Meter Works	I
ORJOB	Request Adversarial Meter Works	Adversarial Meters Works	I
ONJOB	Work Notification Works for above 7 barg	Above 7 barg Meter Works	O
ONJOB	Work Notification for below 7 barg	Below 7 barg Meter Works	O
ONJOB	Work Notification for Adversarial Meter Works	Adversarial Meters Works	O
OSUPD	Customer Data Update	Contract Reference Not Required	I
OSENQ	Query Submission	Contract Reference Not Required	I
ONENQ	Query Notification	Contract Reference Not Sent	O
MAV	Metering Asset invoice	Contract Reference Not Sent	O
MAJ	Metering Asset Standard Adjustment Invoice	Contract Reference Not Sent	O
MAH	Metering Asset Ad-Hoc Invoice	Contract Reference Not Sent	O
AWI	Metering Asset Works Invoice	Contract Reference Not Sent	O
AWH	Metering Asset Works Ad Hoc Invoice	Contract Reference Not Sent	O
MAP	Meter Asset Prices Report	Report, No Transaction Dataset Sent	O

Proposed Format

The format for contract references will not be structured in a way where the reference is built up by attributes of data, this will avoid any validation of contract ref against data held in Suppliers systems (e.g. If market participant abbreviated name was part of the contract ref, this could be validated against who was sending or receiving a file)

The model, which will be adopted for the set up of the contract references, is as follows:

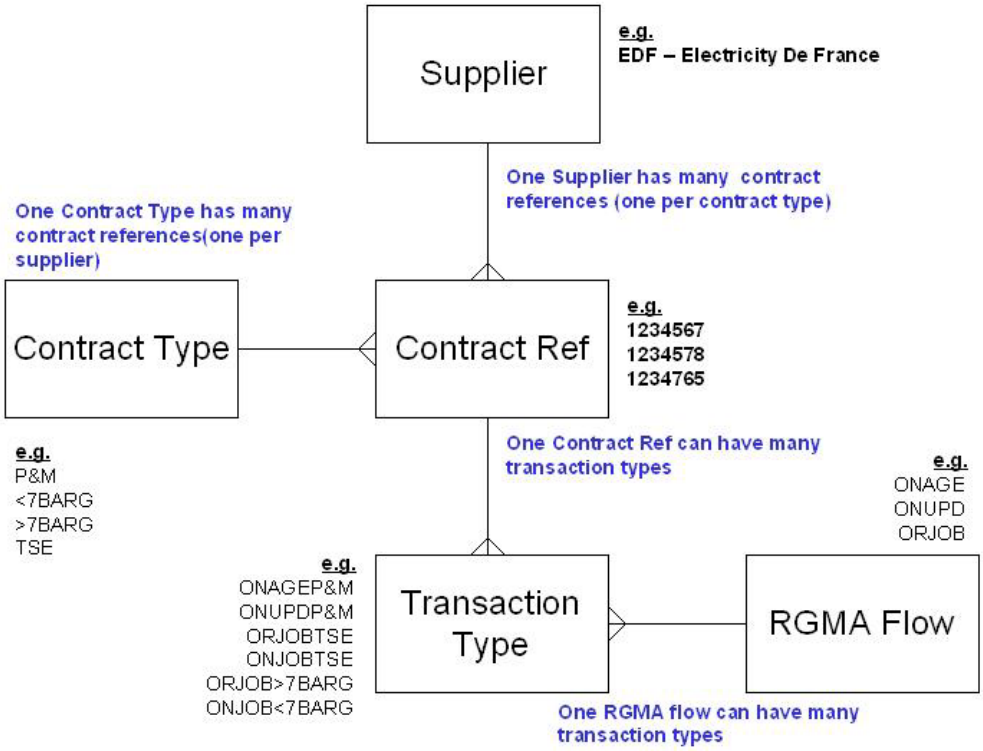

Key Principles

- One reference will exist for each Supplier Contract
- If one legal entity is responsible for many suppliers then each supplier will have their own set of contract references, one reference for each contract type
- Within Supplier each contract ref will be sequential, by one, for each contract type
- Between Suppliers there will be a significant jump between contract reference numbers

5.6 ONJOB to ONUPD Mapping Document

The following matrix illustrates how Supplier can create ONUPD update files from ONJOB files received from TMS.



"28_ONJOB_Mapping v.2.xls"

5.7 Response Codes used by Suppliers for transaction/file rejections:

This document sets out how Transco Metering will manage Supplier rejection responses.

The responses received from a Supplier will be captured into one of the following four categories:

Response Category	Description
1	Rejections which will not be actioned
2	Rejections due to invalid MDD values
3	Rejections due to invalid file formats
4	Rejections due to data mismatches resulting from Work Scenarios

The following table represents the full list of RGMA response codes.

For codes falling into category 1, rejections will not be actioned, either because:

- the response code is not relevant to Transco Metering (i.e. code 04101 relates to GT)
- the response code is too generic and/or a more appropriate code is already in use (i.e. code 09100, mandatory item missing, is better than using code 1100, missing data item)
- the response code could not result from a file generated by Transco Metering (i.e. 08100, invalid request).
- the Supplier is expected to raise a query if challenging other data (i.e. code 05100 inconsistent metering data).

For codes falling into categories 2 & 3, Transco Metering will action, correct and, where appropriate, resend the transaction/file.

For codes falling into category 4, Transco Metering will count and report the number of rejections received, as required by Ofgem, in respect of data mismatches resulting from asset works, but will take no further action. A new TDD item of 99999 has introduced for this purpose.

Response Code	Description	Category
01100	Missing Data Item	1
02100	Invalid MDD Value	2
02101	The number of Transactions in the file does not match the number specified in the Header	3
02102	The number of records in the file does not match the number specified in the Header - excluding the header and trailer.	3
02103	Unrecognised Record/Record Id found e.g. HDEAR instead of HEADR.	3
02104	Date value in the past, includes; A requested appointment cannot be in the past.	1

02105	Date value in the future, includes; The Installation/Removal/Job Completion date/time cannot be in the future, The OAMI date cannot be in the future.	3
02107	Filename Invalid	3
02108	Value not Recognised	1
02109	Same-Day request received via batch file	1
02110	Activity requested by customer is not recognised	1
02111	The job cross reference number is not valid or is meaningless	1
02112	Day, Month or Year not valid in a Date	3
02113	Hours, Minutes, Seconds not valid time, and not AM or PM	3
03100	Invalid Format	3
03101	Record Format Invalid – Incorrect (probably too many) data items within record.	3
03102	Alpha within a Numeric field.	3
03103	Transaction contains invalid Records (Response Note will contain Transaction Reference Number)	3
03104	MPRN Invalid	3
03105	Invalid File Format	3
03106	Data Value Exceeds defined Length	3
03107	Invalid File Structure	3
03108	Data item does not conform to domain rules	3
04100	Duplicate Received	3
04101	Duplicate file i.e. File Identifier is not unique for a Shipper (use 04100)	1
04102	Duplicate Transaction already received within this file	3
05100	Inconsistent Metering Data	2
06100	Inconsistent Date Data	1
06101	To Date before From Date	3
06102	Effective date is not in the future	1
06103	Later Reading on GT systems (Not required by TMS)	1
07100	Inconsistent Data	1
07101	File Type code in Header does not match that in File Name	3
07102	Sender's Organisation id and / or Role not valid for file type	3
07103	Recipient's Organisation Id and / or Role not valid for file type	3
07104	The role is not relevant for this job	1
07106	Supplied customer reference number is not valid for customer	1
07107	Contract order does not cover geographic area of request	1
07108	Contract order does not cover requested activity and timeslot SLA	1
07109	Customer has no live contract orders	1
07110	Supplied W/R Id and customer reference number are not consistent	1
07111	Supplied W/R Id is not valid for customer	1
07112	The requested service has been discontinued	1
07113	MTPNT address type expected, not received	3
07114	Site address type expected, not received	1
07115	Organisation Id on the header does not match senders Id	3
07116	File Name and IX Name are not consistent	3
07117	Meter Point Reference is not in Stakeholders Ownership	1
07118	Invalid File Identifier in header does not match that in file name (To be deleted)	3
08100	Invalid Request	1
08101	Job has been previously completed	1

08102	Job has been previously cancelled	1
09100	Mandatory Items Missing	3
09101	Mandatory data item missing	3
09102	Number of mandatory data errors exceeds predefined threshold	1
10100	Other Valid Reason	1
10101	Invalid Transaction	1
10102	Invalid Record	1
11100	Unable to open or read file	3
12100	Insufficient Data	1
12101	Address data insufficient	1
12102	Empty file received	3
13100	Missing Records	3
13101	Mandatory Record within the transaction type is not present (could be the record Id of the missing record is entered in the Response notes in the Reason record against the Transaction outcome).	3
14100	Invalid Sequence	1
14101	A file before this one has not been received (a file is missing).	1
14102	Sequence inconsistency – Records out of sequence in transaction (could be 14000 in the Reason record against the Transaction Outcome).	1
99999	Data mismatches resulting from Work Scenarios	4

5.8 Contract Reference

This document section represents the treatment of Contracts between Supplier and Transco Metering in respect of Rainbow Functionality.

Asset Works (Not Replan/ Cancel)

The validation performed on Contract Reference for Asset Works is as follows:

Validation Level	Data item	RGMA Reference	RGMA Record	Condition Required to Pass Validation
Customer and Contract Validation	Contract	Contract Reference	Transaction	Contract Number is provided in transaction
Customer and Contract Validation	Contract	Contract Reference	Transaction	Contract Number provided is valid
Customer and Contract Validation	Contract	Contract Reference	Transaction	Contract Number provided is valid for the Customer
Customer and Contract Validation	Contract Line item	Originator ID Contract Ref Job Type Code Payment Mechanism	Transaction Meter	Requested activity is a part of the contract
Customer and Contract Validation	Contract validity	Originator ID Contract Ref Appointment Date	Transaction Appointment	Contract is valid on the “appointment from” date
Customer and Contract Validation	Contract Line item validity	Originator ID Contract Ref Job Type Code Appointment Date Payment Mechanism	Transaction Appointment Asset Meter	Requested activity is valid on the “appointment from” date
Requested Activity Validation	Contract line Item (Material)	Job type Code Job Type Reason Code Payment Mechanism	Transaction Asset Meter	Requested activity has not been discontinued
Requested Activity Validation	Contract line Item (Material)	Contract Ref Job type Code Job Type Reason Code Payment Mechanism	Transaction Asset Meter	Requested activity has not been discontinued

Portfolio (Appointment only)

The validation performed on Contract Reference for Portfolio files is as follows:

Validation Level	Data item	RGMA Reference	RGMA Record	Condition Required to Pass Validation
Customer and Contract Validation	Contract	Contract Reference	Transaction	Contract Number is provided
				Contract Exists for P & M
Customer and Contract Validation	Contract	Contract Reference	Transaction	Contract Number is valid
Customer and Contract Validation	Contract	Contract Reference	Transaction	Contract Number provided is valid for the customer
Customer and Contract Validation	Contract validity	Originator ID Contract Ref Appointment Date	Transaction Appointment	Contract is valid on the “appointment from” date

Contract Reference Validation Process Flow

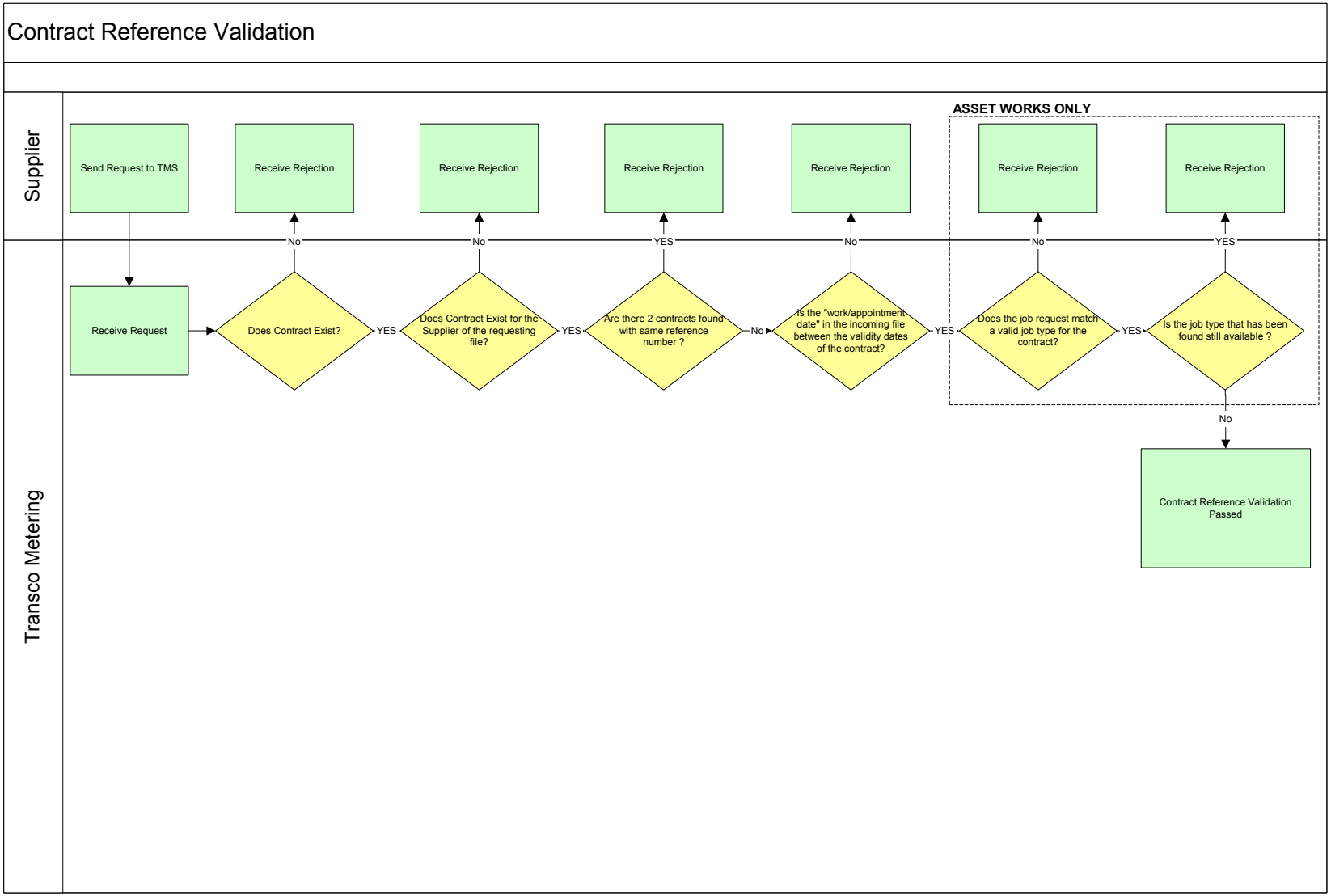

The following table shows, by file type, the contract reference number required from Suppliers or provided by Transco Metering for all electronic flows.

File Name	File Type	Contract	Inbound (I) Outbound (O)
ONAGE	Appointment File	Provision & Maintenance	I
ONAGE	De-Appointment File	Provision & Maintenance	I
ONUPD	Provide Asset Details (Post Appointment and Misc. Updates)	Provision & Maintenance	O
ORJOB	Request Asset Works for below 7 barg	Below 7 barg Meter Works	I
ORJOB	Request Asset Works for above 7 barg	Above 7 barg Meter Works	I
ORJOB	Request Adversarial Meter Works	Adversarial Meters Works	I
ONJOB	Work Notification Works for above 7 barg	Above 7 barg Meter Works	O
ONJOB	Work Notification for below 7 barg	Below 7 barg Meter Works	O
ONJOB	Work Notification for Adversarial Meter Works	Adversarial Meters Works	O
OSUPD	Customer Data Update	Contract Reference Not Required	I
OSENQ	Query Submission	Contract Reference Not Required	I
ONENQ	Query Notification	Contract Reference Not Sent	O
MAV	Metering Asset invoice	Contract Reference Not Sent	O
MAJ	Metering Asset Standard Adjustment Invoice	Contract Reference Not Sent	O
MAH	Metering Asset Ad-Hoc Invoice	Contract Reference Not Sent	O
AWI	Metering Asset Works Invoice	Contract Reference Not Sent	O
AWH	Metering Asset Works Ad Hoc Invoice	Contract Reference Not Sent	O
MAP	Meter Asset Prices Report	Report, No Transaction Dataset Sent	O

Proposed Format

The format for contract references will not be structured in a way where the reference is built up by attributes of data, this will avoid any validation of contract ref against data held in Suppliers systems (e.g. If market participant abbreviated name was part of the contract ref, this could be validated against who was sending or receiving a file)

The model, which will be adopted for the set up of the contract references, is as follows:

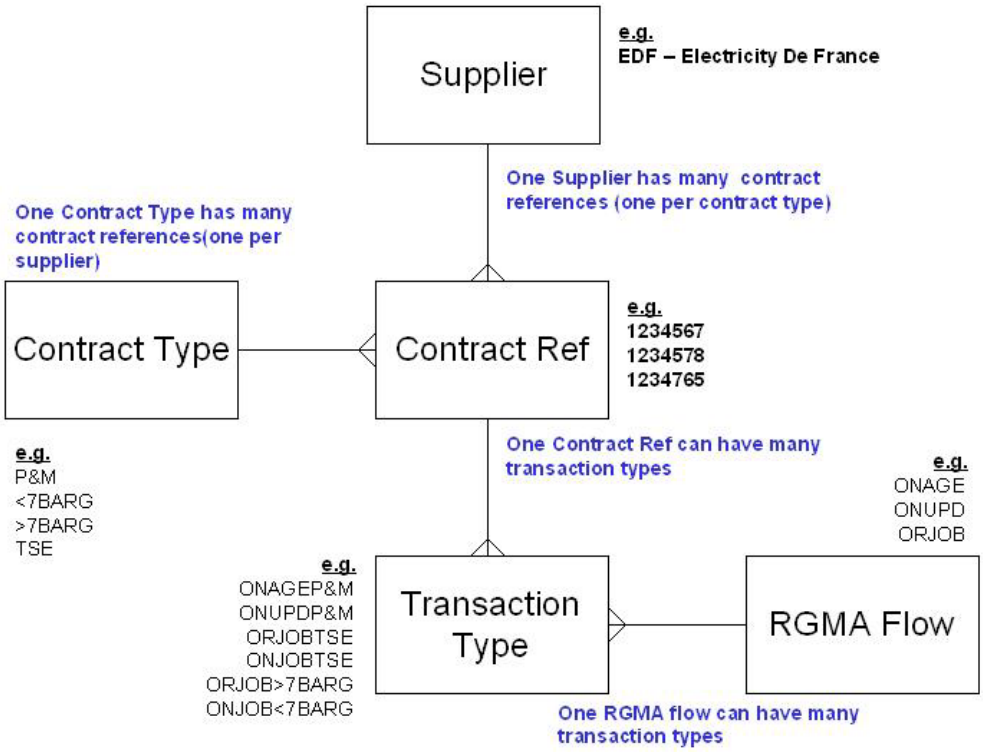

Key Principles

- One reference will exist for each Supplier Contract
- If one legal entity is responsible for many suppliers then each supplier will have their own set of contract references, one reference for each contract type
- Within Supplier each contract ref will be sequential, by one, for each contract type
- Between Suppliers there will be a significant jump between contract reference numbers